



## Applicant Briefing Hurricane Ian DR-4673

*For this webinar, your microphones have been muted.  
Please include all questions in the chat.*



Hello! We will begin 5 minutes after the start time to allow time for all participants to join the briefing. Please note, for this webinar, your microphones have been muted.

Please make sure to include all questions in the chat and send to everyone as we have our subject matter experts on standby to answer them.

A copy of this presentation and the recording is uploaded in Florida PA and linked for you in the chat.



We will refer to additional resources throughout this presentation. We have compiled all these links and a helpful list of acronyms for you to reference in the pdf: [Hurricane Ian \(DR-4673\) State Applicant Briefing Additional Resources](#) which is also uploaded to Florida PA and linked for you in the chat. You can also find these links in the presentation itself should you choose to download it.

*Florida PA*


<https://floridapa.org/site/palInfo.cfm>

*Select the Hurricane Ian dropdown menu for all other policies mentioned in this briefing as well as a copy of this applicant briefing and recordings of the presentations.*

# Applicant Briefing Hurricane Ian DR-4673



**Private Nonprofits**  
*Presented by the Recovery Bureau*



Hello, ladies and gentlemen, and welcome to the State of Florida, Division of Emergency Management's Hurricane Ian (DR-4673) Applicant Briefing for our Private Nonprofits. We are here today to review FEMA's Public Assistance program's application procedures, administrative requirements, funding, and program eligibility criteria.

My name is Rebecca Hart, and I am the Education and Training Administrator for the Recovery Bureau here at the Florida Division of Emergency Management (FDEM).

We also have subject matter experts in disaster recovery monitoring the chat, so please include all questions there and they will answer them as they come in.

A copy of this presentation and the recording is uploaded in Florida PA and linked for you in the chat.

We will refer to additional resources throughout this presentation. We have compiled all these links and a helpful list of acronyms for you to reference in the pdf: [Hurricane Ian \(DR-4673\) State Applicant Briefing Additional Resources](#) which is also uploaded to Florida PA and linked for you in the chat. You can also find these links in the presentation itself should you choose to download it.



First, let's review Hurricane Ian's incident period.

When a Major Disaster Declaration is signed by the president, FEMA specifies an "Incident Period." This establishes the **date range for damage or losses to be eligible for federal disaster assistance**.

You, as the applicant, are responsible for showing that the work was required in **response to** the declared incident or **to address** damage caused by the declared incident.

For Hurricane Ian, the incident is **September 23, 2022**, until November 4, 2022, and

The Declaration date is September 29, 2022

*Image 1: WATCH LIVE: Hurricane Ian Makes Landfall with 150mph winds*

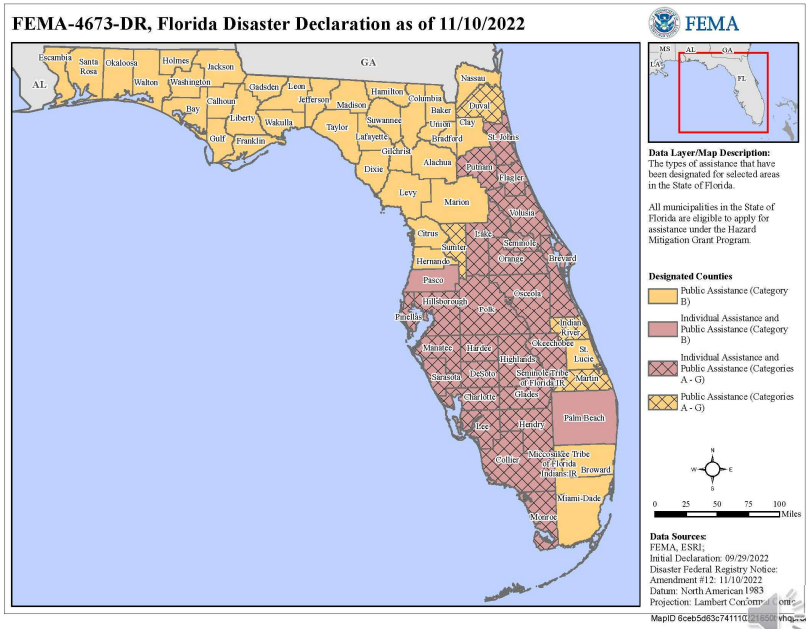
<https://www.13wmaz.com/video/news/watch-live-hurricane-ian-makes-landfall-with-150-mph-winds/93-a72eacfe-fc78-49b9-b34f-0f1644976258>

*Image 2: Hurricane Ian Landfall* <https://www.vox.com/science-and-health/23372996/hurricane-ian-tampa-florida-miami-storm-surge-flood>



# DR-4673 Florida Disaster Declaration

\*as of 11/10/2022



This map shows DR-4673's Florida Disaster Declaration for Hurricane Ian and its FEMA disaster designations as of November 10, 2022.

We will go over the designated areas for each category of work next.

Map image: <https://www.fema.gov/disaster/4673/designated-areas>



## Designated Areas for Category A



1. Brevard	2. Charlotte	3. Collier	4. DeSoto	5. Duval	6. Flagler
7. Glades	8. Hardee	9. Hendry	10. Highlands	11. Hillsborough	12. Indian River
13. Lake	14. Lee	15. Manatee	16. Martin	17. Monroe	18. Okeechobee
19. Orange	20. Osceola	21. Pinellas	22. Polk	23. Putnam	24. Sarasota
25. Seminole	26. St. Johns	27. Sumter	28. Volusia		

\*as of November 10, 2022

5

The counties listed on this slide have been declared for Category A (Debris Removal) at 100% Federal Share for the 1st 75 days from the incident start date of September 23.

To be eligible for assistance, damages must have occurred within the declared counties listed here.

Additional designations continue to be made and can be made at a later date if requested by the state and justified by further damage assessments. You can stay up-to-date on if and when your county is declared eligible by checking [fema.gov](https://www.fema.gov).

*Hurricane Ian Declared Counties*

<https://www.fema.gov/disaster/4673/designated-areas>

The slide features a dark blue header with the FDEM logo on the left and the title "Designated Areas for Category B" in white. Below the header is a white background with a large, faint watermark of the number "67". A red map of Florida is centered on the slide. To the left of the map is a small video inset showing a woman with glasses speaking. To the right of the map is a dark blue rounded rectangle containing the text "Declared for all 67 Counties" in white. In the bottom right corner, there is a small speaker icon and the number "6".

All 67 counties have been declared for Category B emergency protective measures including Direct Federal Assistance at 100% Federal Cost Share for the 1st 75 days from the incident start date of September 23.



## Designated Areas for Categories C-G



1. Brevard	2. Charlotte	3. Collier	4. DeSoto	5. Duval	6. Flagler
7. Glades	8. Hardee	9. Hendry	10. Highlands	11. Hillsborough	12. Indian River
13. Lake	14. Lee	15. Manatee	16. Martin	17. Monroe	18. Okeechobee
19. Orange	20. Osceola	21. Pinellas	22. Polk	23. Putnam	24. Sarasota
	25. Seminole	26. St. Johns	27. Sumter	28. Volusia	

\*as of November 10, 2022

7

The counties listed here have been declared for Category C-G (Permanent Work) at a 75/25 cost share split with a 75% Federal Cost Share, and a 25% non-Federal Share.

As a reminder, to be eligible for assistance, damages must have occurred within the declared counties you see listed on the screen.

Additional designations continue to be made and can be made if requested by the state and justified by further damage assessments.

*Hurricane Ian Declared Counties*

<https://www.fema.gov/disaster/4673/designated-areas>



Let's go over some important dates:


**Incident start date:** This date is the benchmark for “work performance” for the federal cost-share. The federal cost-share of 100% is approved for the first 75 days for emergency work activities for the designated declared counties between September 23-December 7, 2022. This is a recent change from the previous date of November 21, 2022.

**Presidential declaration date:** September 29 is the benchmark for the submission of Requests for Public Assistance (RPAs). The RPA needs to be submitted by **January 6, 2023**. This is another recent change from the previous date of January 6th, 2022.

The Incident end date is November 4<sup>th</sup>, 2022.


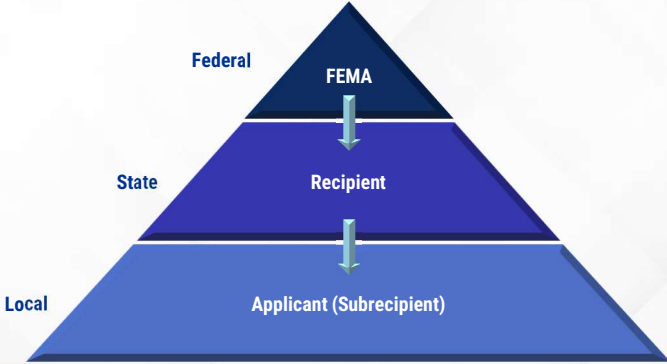
*44 C.F.R. § 206.32(f); and, PAPPV, v4 (2020). Chapter 1. Pre-Award Activities. IV. Presidential Declaration., B. Incident Period. This period varies in length, depending on the incident.*





## Public Assistance Overview

The mission of FEMA's Public Assistance Program is to provide assistance to State, Territorial, Tribal, and Local governments, and certain types of Private Nonprofit organizations so that communities can quickly respond to and recover from major disasters or emergencies declared by the President.

9


Public Assistance or PA is FEMA's largest grant program providing funds to assist communities responding to and recovering from major disasters or emergencies declared by the President.

- FEMA – manages the program, provides technical assistance, and approves grants.
- State, or Recipient – educates applicants, works with FEMA to manage the program, and implements and monitors grants awarded.
- "YOU", the Applicant, or Subrecipient – are responsible for identifying the damages, providing documentation, and managing the funded projects.


*Florida PA*

<https://floridapa.org/site/palinfo.cfm>


*Select the Hurricane Ian dropdown menu for all other policies mentioned in this briefing as well as a copy of this applicant briefing and recordings of the presentations.*




## Public Assistance Program and Policy Guide - PAPPG



- FEMA's Public Assistance Guide
- Utilize version 4



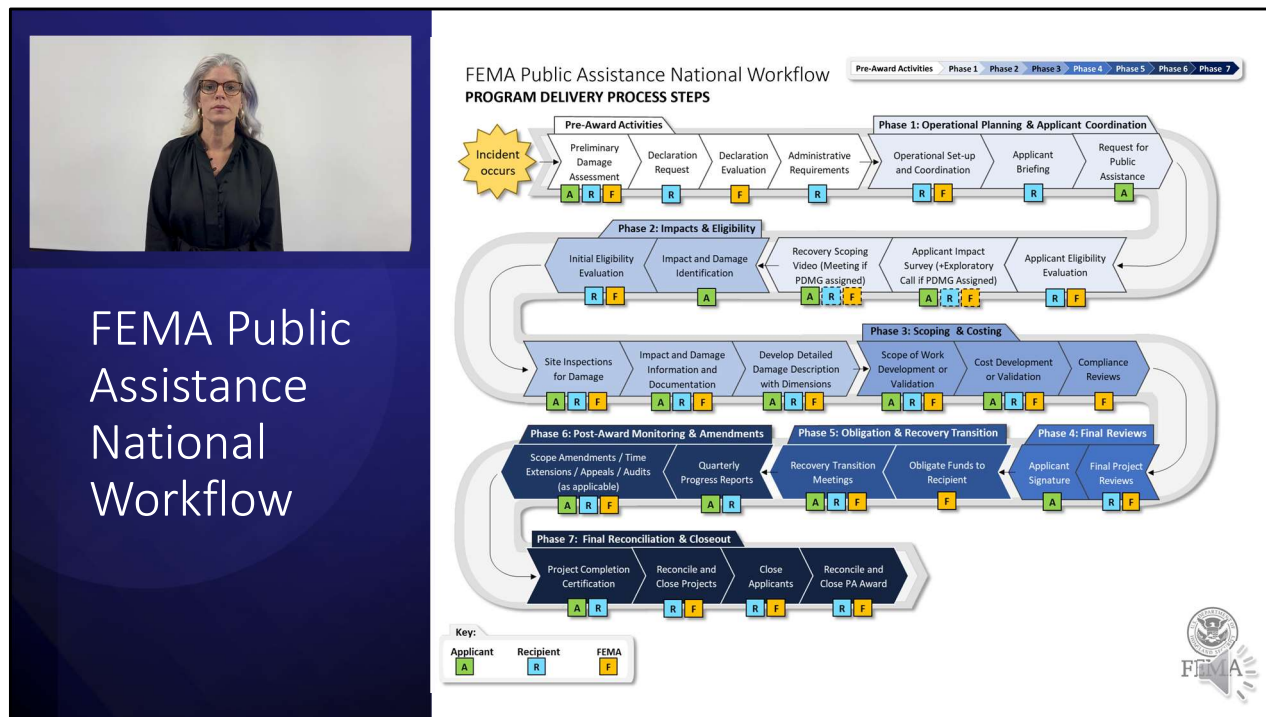
10 

Throughout the presentation, you will hear us mention the PAPPG or the Public Assistance Program and Policy Guide, version 4. This FEMA document is a reference guide that includes policy and procedures for the PA program.

As mentioned previously, the link to this document as well as all other policies mentioned in this briefing is available in the Additional Resources pdf.

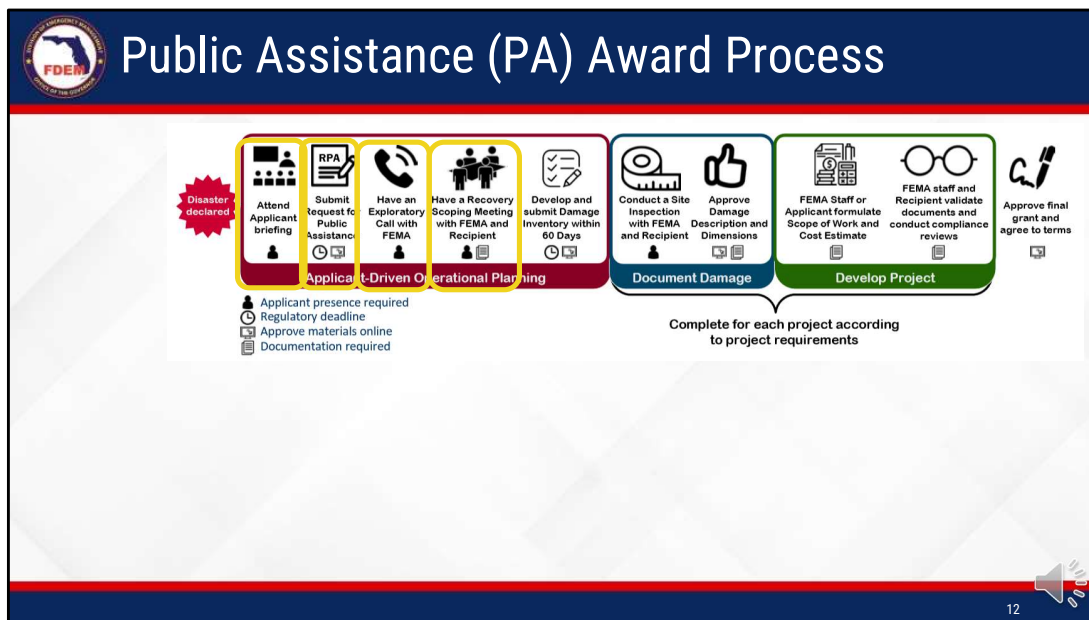
*Public Assistance Program and Policy Guide, Version 4*

[https://www.fema.gov/sites/default/files/documents/fema\\_pappg-v4-updated-links\\_policy\\_6-1-2020.pdf](https://www.fema.gov/sites/default/files/documents/fema_pappg-v4-updated-links_policy_6-1-2020.pdf)



The FEMA Public Assistance National Workflow details the process steps that take place in the FEMA PA Program.

As you look at the slide, you see that You the APPLICANT, the State of Florida the RECIPIENT, and FEMA, ALL have a role in the program delivery process from the start of the Incident *which triggers the Pre-Award Activities* all the way to the last step, Final Reconciliation & Closeout. The purpose of this slide is to show you **everyone's** responsibility as we navigate the FEMA PA program.




This figure focuses on the Applicant's portion of the PA award process.

**The Applicant Briefing:** this is what you are attending today. (transition)


Next, Submit your **Request for Public Assistance or RPA** by January 6th (transition)

Then, you will have your **Exploratory Call:** The FEMA Program Delivery Manager or PDMG should initiate the call within 7 days of an Applicant's assignment to a PDMG. (transition)

Following that will be your **Recovery Scoping Meeting or RSM:** FEMA will conduct the RSM within 21 days of an Applicant's assignment to a PDMG.



## Recovery Scoping Meeting (RSM)




To help prepare for your Recovery Scoping Meeting, compile a list of claims (specified by location) to include:

- Damage Description(s)
- Scope of Work (SOW)
- Nature of Work
- Estimated Cost

You will have 60 days following your RSM to:

1. Make claims and identify damages via your Damage Inventory
2. Submit your request for an Expedited Project, if desired

13 

Once your organization receives notice that your RPA was approved, and you have your Exploratory Call, FEMA will contact you to schedule a Recovery Scoping Meeting (RSM). To help prepare for your RSM, you should compile a list of claims (specified by location) to include:

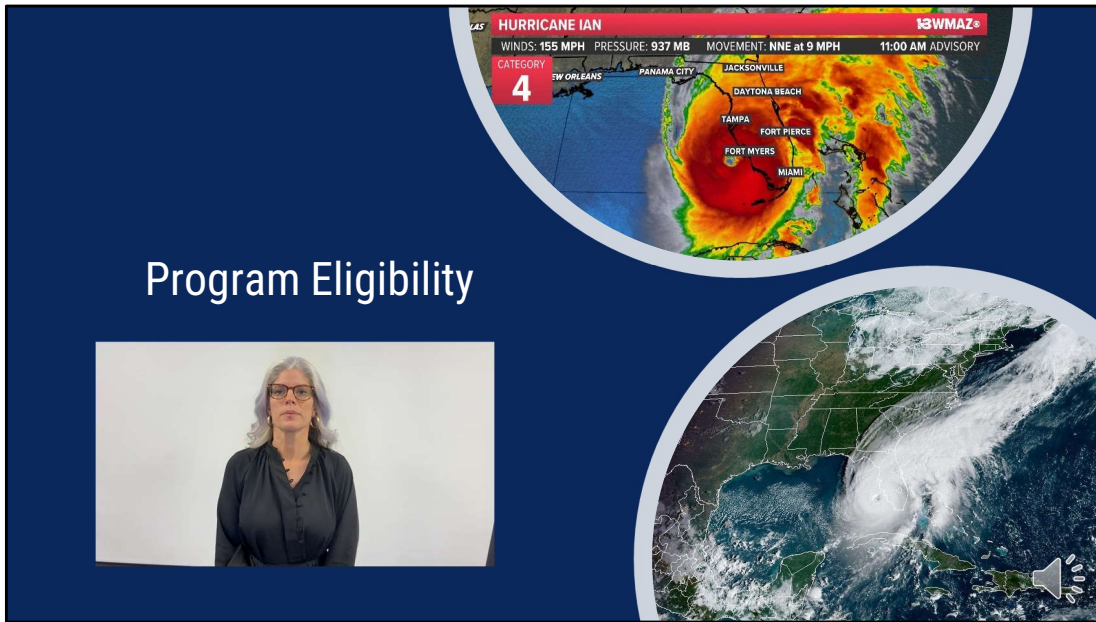
Damage Description(s) including photos of the damages  
 Scope of Work  
 Nature of Work  
 And the Estimated Cost

You may also want to gather  
 Maintenance Records and your entire Insurance Policy

Please note, You will have 60 days following your RSM to:  
 Make claims and identify damages via your Damage Inventory, and  
 Submit your request for an Expedited Project, if desired.

So, be sure to document the date of your RSM so that you don't miss these important deadlines.

**Program Eligibility**



The image is a composite graphic on a dark blue background. On the left, a woman with grey hair and glasses is shown in a video call window. To her right, the text "Program Eligibility" is written in white. Further right, there are two circular weather graphics. The top one is a weather map of Hurricane Ian, showing its path and intensity. The bottom one is a satellite view of the hurricane's eye and surrounding clouds. The weather map includes the following text: "HURRICANE IAN", "WINDS: 155 MPH", "PRESSURE: 937 MB", "MOVEMENT: NNE at 9 MPH", "11:00 AM ADVISORY", "CATEGORY 4", and "WMAZ®". It also lists several cities: "NEW ORLEANS", "PANAMA CITY", "JACKSONVILLE", "DAYTONA BEACH", "TAMPA", "FORT PIERCE", "FORT MYERS", and "MIAMI".

Next, we will discuss program eligibility.

**Program Eligibility for PNPs**

Cost

Work

Applicant, Facility, Services

January 6, 2023

15

This is the eligibility pyramid specific to our Private Nonprofits or PNPs: On the bottom tier you see: Applicant, Facility, and Services. Then you have Work and finally, Cost. To be eligible, a PNP must own or operate a facility that provides an eligible service.

You **MUST** have all 3 tiers of this pyramid to be eligible for reimbursement.

For example, [transition 1] an eligible applicant [transition 2] that performed eligible work [transition 3] but did not have an eligible facility would be considered [transition 4] **ineligible** for reimbursement. That facility may be eligible under a different applicant, but this information must be submitted correctly [transition 5] during the RPA enrollment period, or by **January 6th**. [transition 6] This is why it is of utmost importance to know who holds the legal responsibility of your facility.



## Eligible Applicants



- State
- Local governments
  - Declared Counties;
  - Municipalities, cities, towns, boroughs, and townships;
  - Local public authorities;
  - School districts;
  - Agencies or instrumentalities of local governments;
  - Special districts established under State law
- State Agencies
- Certain Private Nonprofit Organizations
- Other State Political sub-divisions



16

Eligible applicants include:

State


Local governments

State Agencies

Certain Private Nonprofit Organizations

Other State Political sub-divisions






## Private Nonprofit Eligibility

To be an eligible PNP Applicant, the PNP must show:

- A ruling letter from the U.S. Internal Revenue Service that was in effect as of the declaration date and granted tax exemption under sections 501(c), (d), or (e) of the Internal Revenue Code; OR
- Documentation from the State substantiating it is a non-revenue producing, nonprofit entity organized or doing business under State law.



17

To be an eligible PNP Applicant, you must show that you have:

- an IRS letter stating tax-exempt status under section 501 (c), (d), or (e)
  - or evidence that the organization is a non-revenue producing nonprofit under state law
- And you must demonstrate that you own or operate a facility that provides an eligible service

Now, if your organization is not required to obtain 501(c)(3) status or tax-exempt status under applicable State law, you must provide articles of association, bylaws, or other documents indicating that it is an organized entity, and a certification that it is compliant with Internal Revenue Code section 501(c)(3) and State law requirements.



## Facility Eligibility

To be eligible, facilities must:

- Be damaged as a result of the Hurricane Ian
- Be located within the Presidentially Declared Area
- Be the Legal Responsibility of an eligible Applicant
- Not be under the Authority of another Federal Agency



18

In order to determine if the PNP is an eligible applicant, we need to determine whether the PNP owns or operates an eligible facility.

To be eligible, facilities must

Be damaged as a result of Hurricane Ian

Be located within the Presidentially Declared Area

Be the Legal Responsibility of an eligible Applicant

**AND** cannot be under the Authority of another Federal Agency such as,

•Army Corps of Engineers or the Federal Highway Administration



## Legal Responsibility




Documents that support legal responsibility can include, but are not limited to:

- Deeds;
- Titles;
- Lease agreements (required for leased facilities); and
- Contracts (required for facilities under construction at the time of the incident)


19 

Some documents that support legal responsibility can include, but are not limited to:  
Deeds;  
Titles;  
Lease agreements; and  
Contracts

Please note, you must submit documentation demonstrating your legal responsibility of the facility in your Request for Public Assistance.




## PNP Critical vs. Non-Critical




Critical

- Education
- Utilities
- Emergency Medical
- Emergency Services



Non-Critical

- Houses of Worship
- Museums
- Homeless Shelters
- Assisted Living

20 

For PNPs, an eligible facility is one that provides an eligible service. An eligible service may be a critical service or, a facility that provides a noncritical, but essential social service AND provides those services to the general public.


A **Critical Facility** is one that provides eligible critical services such as education, utilities, emergency, or medical services;

**Non-Critical Facilities** include libraries, museums, and houses of worship

Please note, we have an applicant briefing just for our Houses of Worship as part of this webinar series. You can sign up for it using the same link you used to register for this briefing.

Now, PNP Facilities that are primarily used for political, athletic, recreational, vocational, or academic training, conferences, or similar activities are generally ineligible. Please refer to the PAPPG, version 4 for more information.

*FEMA Fact Sheet FEMA PA: PNP Organizations 10.03.22*



# PNP Critical Services

### Utilities

- Communication transmission
- Electric power generation
- Irrigation to provide water for drinking water supply, fire suppression or electrical generation
- Sewer and wastewater collection
- Water treatment

### Education

Primary or secondary education as determined under State law and provided in a day or residential school, including parochial schools; OR


- Higher-education institutions that meet all the of the following criteria:
- Admit students having a high school diploma or equivalent
- Legally authorized to provide education beyond secondary level
- Award bachelors degree or 2- year degree
- Credited by a nationally recognized agency


### Emergency Medical

- Emergency medical care (diagnosis or treatment of mental or physical injury) provided in:
- Clinics
- Dialysis facilities
- Facilities that provide in-patient care for convalescent or chronic disease patients
- Hospices and nursing homes
- Long-term care facilities
- Outpatient facilities
- Rehabilitation centers

### Emergency Services

- Ambulance
- Fire Protection
- Rescue
- Public Broadcasting that monitor, receive, and distribute communication from the Emergency Alert System to the public






21 

As previously stated, a critical facility is one that provides eligible critical services such as education, utilities, emergency, or medical;

Please review the examples on this screen to see if your facility falls under one of these categories that would indicate that you provide a critical service.




## PNP Noncritical, Essential Social Services

Community centers established and primarily used for the following services to the general public:


- Art services
- Educational enrichment activities
- Multi-purpose arts programming
- Senior citizen projects, rehabilitation programs, community clean-up projects
- Performing arts centers with a primary purpose of producing, facilitating, or presenting live performances


Facilities that do not provide medical care, but provide:

- Alcohol and drug treatment and other rehabilitation services
- Assisted living
- Custodial care
- Childcare
- Day care for individuals with disabilities
- Food assistance programs
- Homeless shelters
- Houses of worship
- Libraries
- Low-income housing
- Senior citizen centers
- Zoos



**Noncritical Services**



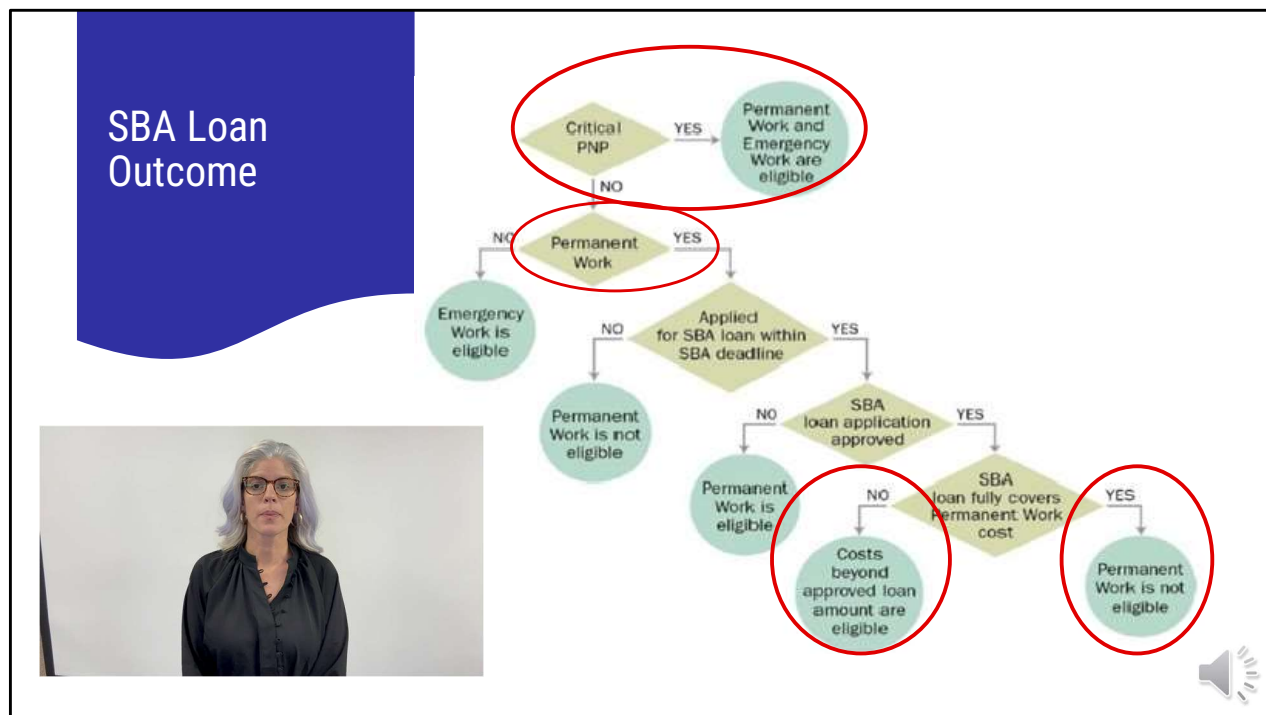


22

To help you determine if you provide a noncritical service, please review the examples listed on this screen. Please note, private nonprofits typically fall under noncritical essential social services unless you provide one of the services we discussed in the last slide.

*With exception of custodial care facilities and museums, administrative and support facilities essential to the provision of PNP **noncritical** services are ineligible facilities.*

For a full list of critical and noncritical services, please refer to the PAPPv4.



Now on to a question that many Private Nonprofits may have.. When do they need to apply for an SBA Loan.

If your facility provides critical services, you are eligible for FEMA PA for both emergency work and permanent work and do **not** need to apply for an SBA loan.

If your facility provides noncritical services, you are eligible for emergency work under FEMA PA. Now, if your facility provides noncritical services [transition 1] and you are seeking FEMA assistance for **permanent** repairs, [transition 2] you must **first** apply to the U.S. Small Business Administration (SBA) for a loan.

Now depending on the SBA loan application there are two possible outcomes:

[transition 3] If the SBA loan fully covers the permanent work cost, then you will not be eligible for FEMA PA. [transition 4]


[transition 5] If it does not fully cover the permanent work cost, then those costs beyond the approved loan are eligible for FEMA PA. [transition 6]

PNPs should visit [SBA.gov](https://www.sba.gov) for a list of approved counties eligible for SBA disaster loans and their deadlines. This link will be provided to you now in the chat.


As a reminder, [transition 7] PNPs who provide critical services do **not** need to apply for an SBA loan.

*U.S. Small Business Administration*

<https://www.sba.gov/funding-programs/disaster-assistance/hurricane-ian>



## Non-Critical Facilities

	1	2	3	4
	<ul style="list-style-type: none"> <li>— Identify if non-critical facility is in a FEMA disaster declared county eligible for PA</li> </ul>	<ul style="list-style-type: none"> <li>— Register at FEMA Grants Portal for both emergency and permanent work costs claimed.</li> <li>— If claiming permanent work costs, apply for an SBA Loan at the same time</li> </ul>	<ul style="list-style-type: none"> <li>— Once your account at FEMA Grants Portal is approved, submit your RPA</li> <li>— If SBA approves loan for permanent work, accept it</li> <li>— If permanent work is denied by SBA, or if loan is insufficient, continue with the FEMA Grants Portal Process</li> </ul>	<ul style="list-style-type: none"> <li>— If claiming permanent work costs, provide FEMA with SBA letter and continue with the Grants Portal process</li> </ul>
<p>Additional information:</p> <p>FEMA Cannot duplicate benefits from SBA</p>				

24

Just to recap for non-critical facilities:

1<sup>st</sup> determine if your non-critical facility is in a FEMA declared county.

2<sup>nd</sup> if you are claiming costs associated with emergency and/or permanent work, register for an account at FEMA Grants Portal. If you are claiming **permanent** work costs, also apply for an SBA loan at the same time.

3<sup>rd</sup> once your account at FEMA Grants Portal is approved, submit your RPA by January 6<sup>th</sup>. Do not wait for your SBA determination letter to submit your RPA. If the Small Business Administration approves your loan for permanent work, then accept it. But, if the application is denied by SBA, or if the loan is insufficient, then continue with the Grants Portal process.

Lastly, you must provide FEMA with your SBA denial letter if you are claiming public assistance for permanent work costs. So be sure to keep it in your records.

We will go over the steps to request an account in Grants Portal and submit your RPA near the end of this briefing.



The slide is titled "Program Eligibility for PNPs" and features the Florida Department of Emergency Management (FDEM) logo in the top left corner. A video inset on the left shows a woman with glasses and a black top. The main content is a pyramid diagram with three horizontal sections. The top section is dark blue and labeled "Cost". The middle section is red and labeled "Work". The bottom section is dark blue and labeled "Applicant, Facility, Services". In the bottom right corner, there is a speaker icon and the number "25".

Next, determine if you have performed eligible work.



## Work Eligibility



To be eligible, Work must be:

- Direct result of event
- Location: the work must be within the designated disaster area.
- Legal Responsibility: the work must be the legal responsibility of an eligible applicant.
- Not the responsibility of another federal agency

26 

The work must meet the following criteria to be eligible for public assistance funding:

The work must:

- Be a direct result of Hurricane Ian
- Be located within the designated disaster area,
- Be the legal responsibility of an eligible Applicant
- **AND** not the responsibility of another federal agency

The slide is titled "Program Eligibility for PNPs" and features the Florida Department of Emergency Management (FDEM) logo in the top left corner. A video inset on the left shows a woman with glasses and a black top. The central focus is a pyramid diagram with three levels: the top level is red and labeled "Cost"; the middle level is dark blue and labeled "Work"; and the bottom level is dark blue and labeled "Applicant, Facility, Services". A speaker icon and the number "27" are located in the bottom right corner of the slide.

Last step is to determine if costs are eligible



## Cost Eligibility

To be eligible, Cost must be:



- In Compliance with federal, state, and local laws and regulations.
- Authorized and not prohibited under Federal, State, Territorial, Tribal, or local government laws or regulations.
- Consistent with the Applicant's internal policies
- Reasonable and necessary to accomplish the work




28

To be eligible for reimbursement, the cost must be reasonable and necessary to accomplish eligible work


The cost must be:

-Authorized and not prohibited under Federal, State, Territorial, Tribal, or local government laws or regulations.


-And the cost must be consistent with the Applicant's internal policies, regulations, and procedures that apply uniformly to both Federal awards and other activities of the Applicant.



## Examples of Eligible Costs for PNPs



- Damaged contents necessary to the operation of PNP facilities
- Debris removal limited to that associated with an eligible facility
- Donated resources such as labor or equipment (must be properly documented)
- Permanent repairs on an eligible facility



29

Eligible costs may include funding to carry out permanent repairs and the replacement of damaged structures, likewise assistance may be available to replace damaged contents that are necessary to the operations of the facility.

Emergency protective measures to prevent further damage to the facility may also be eligible; such as mold remediation and temporary roof repair to your facility.



## Examples of Ineligible Costs for PNPs



- Duplication of Benefits (DOB)- the Applicant receives disaster-related funding from two sources for the same item of work
  - Funding from another Federal agency, insurance, etc.
- For-profit enterprise that the Applicant used for fundraising purposes
- Loss of revenue
- Shelter and food distribution costs **except** when a Private Nonprofit provides these services at the request of, and certified by, **the legally responsible government entity**, FEMA provides PA funding through that government entity as the eligible Applicant

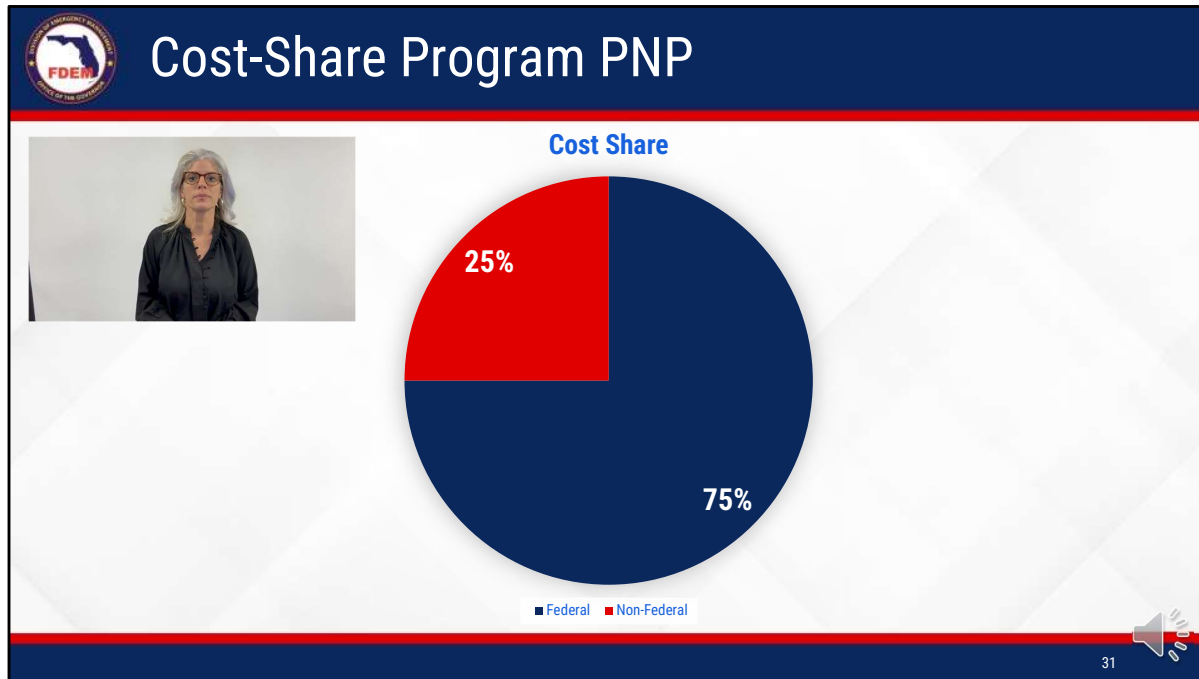
30

Now we will go over a few examples of ineligible costs for Private Nonprofits.

- Duplication of Benefits, meaning the Applicant receives disaster-related funding from two sources for the same item of work. For example, funding from another Federal agency or insurance for the same item of work for which the applicant is requesting FEMA funding. Additional examples of ineligible costs include
  - Claiming a for-profit enterprise that the Applicant used for fundraising purposes such as a clothing store operated by the Private Nonprofit
  - Loss of revenue such as cancelling a fundraising event due to an entity using a venue for incident-related activities, such as sheltering
  - Shelter and food distribution costs are usually deemed ineligible **except** when a Private Nonprofit provides these services at the request of, and certified by, the legally responsible government entity. When this occurs, FEMA provides PA funding through that government entity as the eligible Applicant

We will review how to obtain delegated legal responsibility and set up those mass care agreements with local governments later in this briefing.

*Duplication of Benefits (DOB) definition* [https://emilms.fema.gov/is\\_1024/groups/57.html](https://emilms.fema.gov/is_1024/groups/57.html)  
[https://www.fema.gov/sites/default/files/documents/fema\\_private-nonprofit-eligibility-factsheet.pdf](https://www.fema.gov/sites/default/files/documents/fema_private-nonprofit-eligibility-factsheet.pdf), October 2022



The assistance FEMA provides through its PA Program is subject to a cost share. The Federal cost-share program is no less than 75 percent Federal and 25 percent non-federal.

Meaning, the Private Nonprofit is responsible for the remaining 25%  
Please note, if you cannot provide the 25% cost share, you could jeopardize your ability to receive full PA funding.



The slide features the FEMA logo in the top left corner. The title "Public Assistance Categories" is centered at the top. Below the title, a row of seven images illustrates different categories: debris removal, emergency protective measures, a road work sign, water control facilities, a worker on a roof, utility work, and a baseball bat. Below these images are seven vertical bars representing the categories, with a blue bar for Categories A and B and dark blue bars for Categories C through G. A blue double-headed arrow spans the first two bars, labeled "6-months to complete". A red double-headed arrow spans the remaining five bars, labeled "18-months to complete". A small video player icon is in the bottom right corner.

Category	Description	Completion Timeline
Category A	Debris Removal	6-months to complete
Category B	Emergency Protective Measures	
Category C	Roads & Bridge Systems	18-months to complete
Category D	Water Control Facilities	
Category E	Buildings & Equipment	
Category F	Utilities	
Category G	Parks, Recreation & Other	

Eligible work is broken into the following public assistance categories:

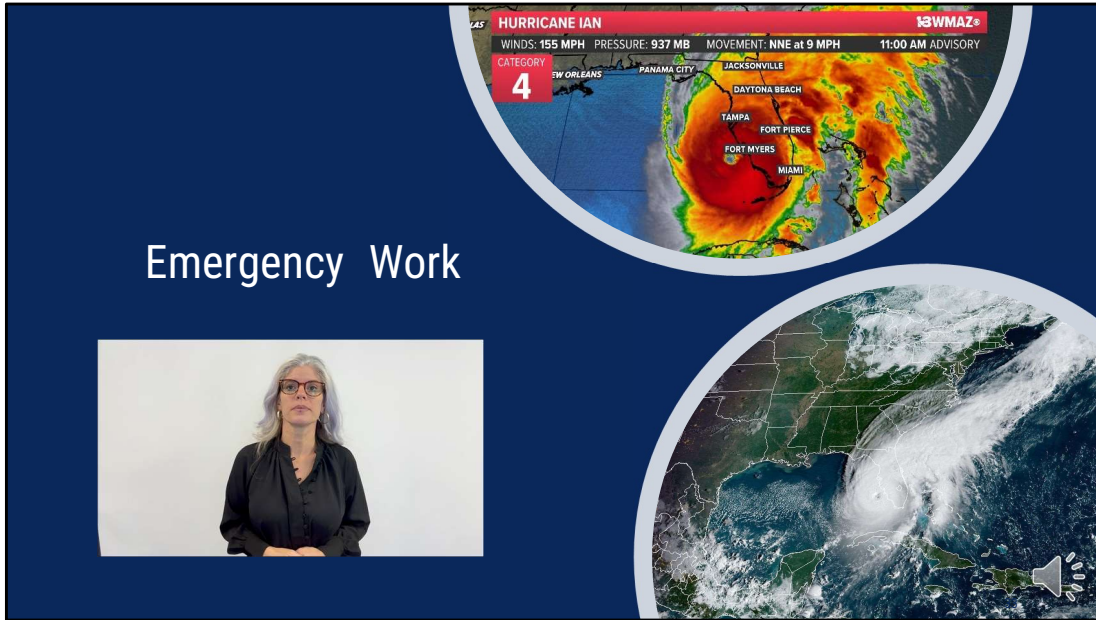
- Cat. A (Debris Removal) & Cat. B (Emergency Protective Measures) are both considered Emergency Work.
- The deadline to complete Emergency Work is 6-months from the declaration date
- Within its discretion, the State, as the Recipient, has the authority to grant a time extension of up to 6 months, and then FEMA may grant additional time extensions
- Cat. C – G are considered Permanent Work.
- The deadline to complete Permanent Work is 18-months from the declaration date
- Within its discretion, the State, as the Recipient, may grant a time extension for up to 30-months for Permanent work on a project-by-project basis *44 C.F.R. §206.204*

During Hurricane Ian, most of you may have experienced Emergency Work, such as Emergency Protective Measures. However, many of you may have experienced damages that may be eligible for Permanent Work assistance. You can stay up-to-date on if and when your county is declared eligible by checking [fema.gov](http://fema.gov).

*PAPPG, v4. Chapter 7. Emergency Work Eligibility, II. Emergency Protective Measures, V. 7.*  
*PAPPG, v4. Chapter 11. Post Award Monitoring, V. Work Completion Dates.*




Emergency Work




The composite image consists of three main elements on a dark blue background. On the left is a video call window showing a woman with grey hair and glasses wearing a black top. On the top right is a weather map titled 'HURRICANE IAN' with a '4' in a red box indicating its category. The map shows the hurricane's path over the Gulf of Mexico and Florida, with labels for cities like Tampa, Fort Myers, and Miami. Text on the map includes 'WINDS: 155 MPH', 'PRESSURE: 937 MB', 'MOVEMENT: NNE at 9 MPH', and '11:00 AM ADVISORY'. On the bottom right is a satellite view of the hurricane's eye and cloud structure over the Gulf of Mexico.

Now let's review emergency work.



## Emergency Work - Force Account Labor

Emergency Work Labor Eligibility		
Budgeted Employees	Overtime	Straight-Time
Permanent employee	✓	
Seasonal employee working during normal season of employment	✓	
Unbudgeted Employees	Overtime	Straight-Time
Essential employee called back from administrative leave	✓	✓
Permanent employee funded from external source	✓	✓
Temporary employee hired to perform eligible work	✓	✓
Seasonal employee working outside normal season of employment	✓	✓

34 

A few items to note for Emergency Work and Force Account Labor, *which by the way means*: labor performed by non-contracted forces. For Emergency Work, budgeted employees straight time is not eligible **only** their overtime, and for **un**budgeted employees you can claim **both** straight time and overtime.

When you submit your documentation for force account labor, please ensure you include the following:

The employees'

- Name
- Their Job Title and Function
- What type of Employee they are: if they're full-time, temporary, Exempt, or Non-exempt
- The days and hours they worked and for this, please include the time they clocked in and out
- Their Pay rates with fringe benefits
- A description of work performed which includes their location, and you can provide in this in daily logs, activity reports, or other methods.
- Timesheets, and your
- Pay Policy

Please note, we're reviewing labor costs now. But equipment, materials, and supplies can also be found eligible as long as they are documented properly.



## Category A – Debris Removal



**Clearance, removal, and disposal, will be considered *if* the removal is in the public interest**

- Eliminates immediate
  - threats to life, public health, and safety
  - threats of significant damage to public or private property
- On September 6, 2022, new FEMA debris guidance was released that changed the measurement requirements
  - Applicants must ensure they adhere to the contract terms in place with pre-existing and standby debris vendor contracts.



35



Now, let's go over Category A- Debris Removal:

Debris removal work eliminates an immediate threat to lives, public health and safety. It promotes the economic recovery of the affected area to benefit the community at large. Debris includes, but is not limited to

- vegetative debris, construction and demolition debris, and vehicle and vessel wreckage.


Clearance, removal, and disposal, will be considered if the removal is in the public interest, meaning it's not merely benefiting an individual or a limited group of individuals.

On September 6, 2022, in FEMA's Memo *Simplifying Public Assistance Part 2* new FEMA debris guidance was released that changed the measurement requirements


However, applicants must ensure they adhere to the contract terms in place with **pre-existing** and **standby** debris vendor contracts.

A link to this document is included in the Additional Resources pdf.

*PAPPGv4v4, Chapter 7. Emergency Work Eligibility, I. Debris Removal*




## Alternative Procedures for Debris Removal



Applicants may elect to participate in the Alternative Procedures for debris removal and receive reimbursement for straight-time for the Applicant's budgeted employees that conduct debris removal activities.

The Applicant opts-in by including straight-time in their debris removal (Category A) project claims.



36

Now, let's go over some alternative procedures for Debris Removal:

Applicants may elect to participate in the Alternative Procedures for debris removal and receive reimbursement for **straight-time** for the Applicant's **budgeted** employees that conduct debris removal activities. The Applicant opts-in simply by including straight-time in their debris removal (Category A) project claims.

Work with your FEMA PDMG to include straight time of your budgeted employees who conduct debris removal activities in your CAT A projects.



## Private Property Debris Removal (PPDR)



### Debris Removal from Private Property

Debris removal from private property (PPDR) is the responsibility of the property owner and is usually ineligible under the PA Program.

FEMA may determine that debris removal from private property is eligible under the PA Program.

- FEMA works with the SLTT governments to designate specific areas where debris removal from private property, including private waterways, is eligible.
- The debris removal must be in the ***public interest***



37

Debris removal from private property (PPDR) is the responsibility of the property owner and is usually ineligible under the PA Program.

However, in limited circumstances, based on the severity of the impact of an incident and whether debris on private property is so widespread that it threatens public health and safety or the economic recovery of the community, FEMA may determine that debris removal from private property is eligible under the PA Program.


In such cases, FEMA works with the State, Local, Territorial, and Tribal governments (SLTT) to designate specific areas where debris removal from private property, including private waterways, is eligible.

There is an approval process for PPDR. You can reference the PAPPG version 4 for more information


*FEMA (2020). Public Assistance Program and Policy Guide V4 G.*



## Private Property Debris Removal (PPDR)

### Debris Removal from Private Roads *Open to Public*



If the public **has unrestricted access** (no locks, gates, or guards) and frequently uses the private road, then removal and disposal of the debris, including debris placed at the curbside by residents, is in the public interest and the Applicant is not required to submit documentation demonstrating the debris removal is in the public interest.

Does not include debris on private driveways or parking lots.



38

Next, let's take a look at private roads.

Private roads are those that are not owned, operated or maintained by SLTT governments. These private roads can include orphan roads, roads in gated communities, and homeowners' association roads.

FEMA categorizes private roads into one of two categories, those that are open to the public, and those that are rarely used or have limited public access.

For private roads to be considered open to the public, the public must have unrestricted access (meaning no locks, gates, or guards on the road) and the public must frequently use the private road.

If that is the case, then removal and disposal of the debris, including debris placed at the curbside by residents, is in the public interest and the Applicant is not required to submit documentation demonstrating the debris removal is in the public interest.


Please note, this does not include debris on private driveways or parking lots.

*FEMA (2020). Public Assistance Program and Policy Guide V4 Chapter 7*



## Private Property Debris Removal (PPDR)


### Debris Removal from Private Roads *Rarely Used or Limited Public Access*



If the public **does not have unrestricted** access (locks, gates, or guards), or the road is rarely used by the public, then removal and disposal of the debris, including debris placed at the curbside by residents, is **typically not eligible for reimbursement**.

Required documentation:

- Is in the public interest
- Related to health or economic impacts
- Legal responsibility of the Applicant
- Permission and Indemnification



39

Now, let's review private roads that are rarely used or have limited public access

If the public **does not have unrestricted** access (meaning roads with locks, gates, or guards on them) [transition], or the road is rarely used by the public, then removal and disposal of the debris, including debris placed at the curbside by residents, is typically not eligible for reimbursement. However, to be considered eligible for reimbursement the Applicant is required to submit documentation demonstrating **all** of the following:

That the debris removal:

- 1. Is in the public interest
- 2. Is related to health or economic impacts
- 3. Is the legal responsibility of the Applicant
- 4. That the applicant has permission or Right of entry (Because this road is privately owned, the Applicant must show proof that they received permission to remove the debris), and
- 5. Indemnification – Proof that the owner of the private road will not file a lawsuit against the Applicant for removing the debris on their road.

*FEMA (2020). Public Assistance Program and Policy Guide V4 Chapter 7*



## Private Property Debris Removal (PPDR)



**Commercial Property Debris Removal**



Removal of debris from commercial properties is usually not eligible since commercial enterprises are expected to retain insurance.

In limited circumstances, FEMA may grant an exception; however, FEMA must approve the work **PRIOR** to the Applicant removing the debris.


Now, let's look at Commercial Property Debris Removal

The most important item I want you to remember here is that Commercial Property debris removal requires FEMA's Pre-approval.


Removal of debris from commercial properties, such as industrial parks, golf courses, cemeteries, apartments, condominiums, and trailer parks is usually not eligible because commercial enterprises are expected to retain insurance that covers debris removal. In very limited, extraordinary circumstances, FEMA may grant an exception.

However, FEMA must approve the work **prior** to the Applicant removing the debris.






## Category B - First Push



Debris clearance (first push or cut and toss) for emergency access may be eligible as Category B work.

First Push may even be eligible for PPDR even if the private road was rarely used or had limited public access. However, this is only considered a Category B, not A activity.

41 

Some of you may have heard about first push and are wondering where that fits in.

Debris clearance (also known as first push or cut and toss) for emergency access may be eligible as Category B work if it meets the criteria in PAPPv4.

First Push **may even** be eligible for PPDR even if the private road was rarely used or had limited public access. However, this is only considered a Category B, not A activity.

PAPPv4, Chapter 7. Emergency Work Eligibility, II. Emergency Protective Measures.



## Category B – Emergency Protective Measures for PNPs

### Activities taken *before, during, and after* a disaster

- Activation and staffing of local and state EOCs.
- **Overtime** costs of staff used to board up windows, remove outside equipment, fill sandbags, etc.
- Mutual aid claims from outside assisting entities.
- Search and rescue operations.
- Power Restoration




42

Now, let's review what all 67 counties were declared for, Category B, Emergency Protective Measures



Emergency Protective Measures are activities taken **before, during, and after** a disaster and are necessary to **eliminate or reduce an imminent threat to life, public health or safety**, or they eliminate or reduce immediate threat of significant damage to improved public or private property.

In addition to the examples listed on this slide, you may also be required to submit the following:

- A narrative and methodology regarding how personnel costs were calculated
- And a statement including:
  - 1. that only Over Time and or reassigned (unbudgeted) labor costs are included
  - 2. that no administrative leave hours were incorporated in documented costs, and
  - 3. that staging was not utilized and is not incorporated in documented costs



## Category B – Emergency Protective Measures



### Emergency Operations Centers


Response activities conducted at EOCs are eligible provided they are associated with eligible work.

43

Most common activities for reimbursement occur within or at the direction of an **Emergency Operations Center or EOC**.

Response activities conducted at EOCs are eligible provided they are associated with eligible work.

*PAPPGv4 Chapter 7: Emergency Work Eligibility, II. I. Emergency Operations Centers*



## Category B - Power Restoration

FEMA is providing applicants flexibility in how they claim costs for the work associated with power restoration projects.

Emergency Work Category B	Permanent Work Category F
<ul style="list-style-type: none"> <li>• 100% cost share for 75 days</li> <li>• Force Account Labor straight-time for budgeted employees is not eligible</li> <li>• 406 mitigation funding not eligible</li> </ul>	<ul style="list-style-type: none"> <li>• 75% cost share</li> <li>• Force Account Labor straight-time for budgeted employees is eligible</li> <li>• 406 mitigation funding is eligible</li> </ul>

44

Let's talk about power restoration. Always a topic of discussion due to the administrative categorization of power restoration work.

In short, FEMA recognizes that power restoration is unique. This work can both save lives and restore the functions of a facility, thus able to be categorized as Category B and Category F. In the simple procedures memo released on September 6, 2022, FEMA is providing applicants flexibility in how they claim these costs. Applicants may either claim the work as Category B or Category F.

Let's break those down, if claimed as Category B- (Emergency Work) keep in mind that force account labor straight-time for budgeted employees is not eligible. 406 mitigation funding is also not eligible under emergency work. The upside is that category B is funded at 100% federal cost share for the first 75 days from the incident start date for Hurricane Ian.

If claimed as Category F- (Permanent Work) straight time for budgeted employees is eligible and so is 406 mitigation. Permanent work is only funded at a 75% cost share for this event.

It's important to note that temporary power restoration work that is not completed in accordance with applicable codes and standards will be categorized as Category B. You should work with your assigned PDMG to categorize work appropriately.

[https://www.fema.gov/sites/default/files/documents/fema\\_memo-on-simplifying-pa-part-signed.pdf](https://www.fema.gov/sites/default/files/documents/fema_memo-on-simplifying-pa-part-signed.pdf)



## Donated Resources

### Can help Offset the non-federal share



- Applicant uses the resources in the performance of eligible work; and
- The Applicant or volunteer organization tracks the resources (materials, equipment, etc.) and work performed, including description, specific locations, and hours.
- If the donation is specific to permanent work on an eligible facility, then offset to permanent work may be done under some circumstances.

45



Now, let's review donated resources

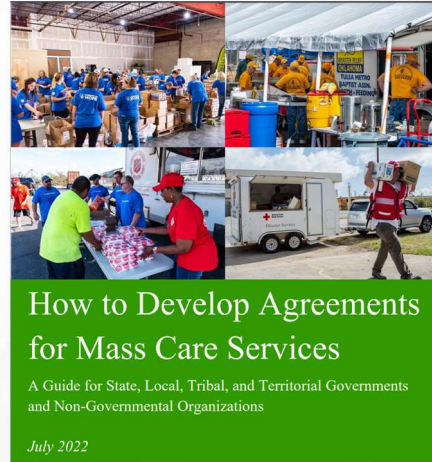
- Applicants may use the value of donated resources such as equipment, supplies, materials, or labor to offset the non-Federal share of their eligible projects. *Remember, Private Nonprofits that's the 25% that you'll be responsible for.* All donated resources being claimed must be documented. Make sure you show who, what, when, where, why, and how the donated resources activity occurred. For example, for your volunteers, make sure you include their:
  - Name, the days and hours they worked and for this, please include the time they clocked in and out, and
  - A description of work performed which includes their location. You can provide this in daily logs, activity reports, or other methods.
- FEMA considers unpaid individuals who volunteer their labor to an Applicant to be a third party even if they are officially members or employees of the Applicant's organization
- FEMA prepares the donated resources project separate from the Emergency Work projects for the Applicant's incurred costs. FEMA does not obligate the donated resources project until after it obligates all the Applicant's Emergency Work projects.
- Please remember, if the donated resources are not sufficiently documented, they will not be considered eligible to offset the non-federal cost share.

<https://www.fema.gov/fact-sheet/donated-resources-can-help-offset-public-assistance-project-costs>, *Donated Resources Can Help Offset Public Assistance Project Costs. February 9, 2022.*



## PNP Donated Resources – Mass Care

As a PNP, you could donate resources (equipment, supplies, materials, or labor) to assist with response activities and enable other Applicants to use the value of your donated resources to offset their non-Federal share of eligible Emergency Work projects and Direct Federal Assistance (DFA).



46

As you may have heard, Public Assistance has specific eligibility requirements for PNPs. Private Nonprofits that are **not** eligible for PA reimbursement can still develop a Memorandum of Agreement or Understanding (MOA/MOU) with a government entity if they do not expect reimbursement **directly** as an eligible Applicant for the same work or costs through the PA program. For example, *according to FEMA governments, not Private Nonprofits, governments* are responsible for the delivery of mass care services and emergency assistance that save and sustain lives within their jurisdictions.

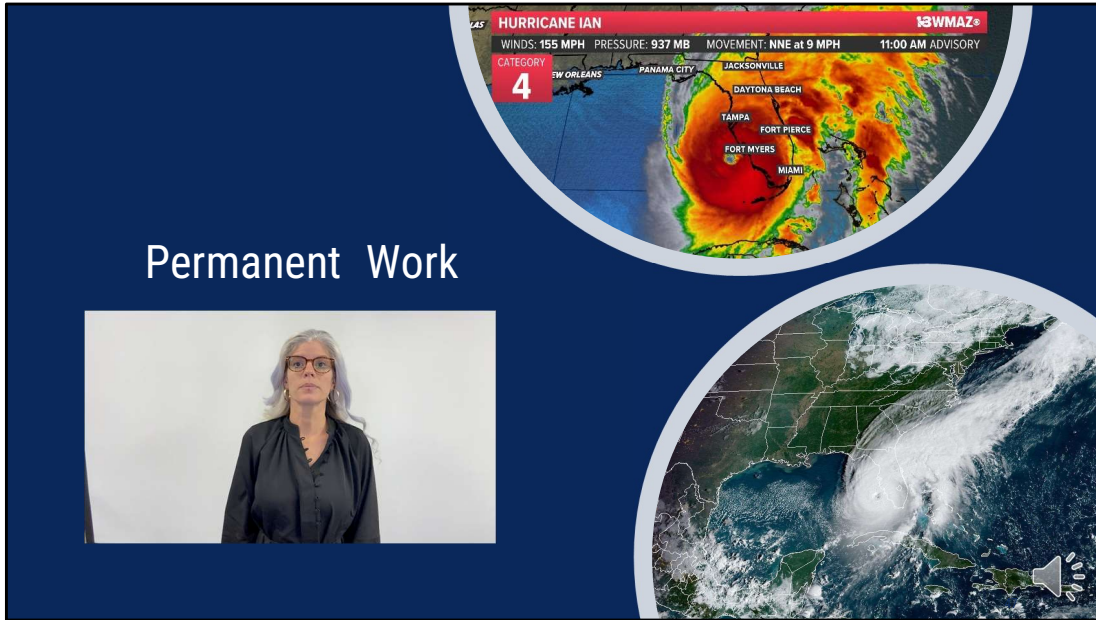
As a PNP, you could donate resources including equipment, supplies, materials, or labor, to assist with response activities and enable other Applicants to use the value of your donated resources to offset their non-Federal share of eligible Emergency Work projects and Direct Federal Assistance (DFA). [44 C.F.R. 206.208; 2 C.F.R. 200.434]

This document, *How to Develop Agreements for Mass Care Services*, emphasizes the importance of MOAs/MOUs for work which may be considered for reimbursement for certain Private Nonprofit organizations through governments and/or the FEMA Public Assistance program.

A link to this document is included in the Additional Resources pdf.

[https://nationalmasscarestrategy.org/wp-content/uploads/2022/08/DvlpngMssCareAgrmntsGuide\\_20220727\\_508.pdf](https://nationalmasscarestrategy.org/wp-content/uploads/2022/08/DvlpngMssCareAgrmntsGuide_20220727_508.pdf) . *How to Develop Agreements for Mass Care Services: A Guide for State, Local, Tribal, and Territorial Governments and Non-Governmental Organizations/ July 2022.*

Permanent Work



The image is a composite graphic on a dark blue background. On the left, a video call window shows a woman with glasses and a dark top. To the right, there are two circular weather graphics. The top one is a weather map titled 'HURRICANE IAN' with a category '4' and various statistics: WINDS: 155 MPH, PRESSURE: 937 MB, MOVEMENT: NNE at 9 MPH, and 11:00 AM ADVISORY. It shows the hurricane's path over Florida with city names like Tampa, Fort Myers, and Miami. The bottom one is a satellite view of the hurricane's eye and cloud structure over the Gulf of Mexico.

Let's move on to permanent work, Categories C-G.




## Category C – Roads and Bridges



Includes:		
<b>Roads:</b> surfaces, bases, shoulders, ditches, drainage structures, low water crossings, etc.	<b>Bridges:</b> decking, pavement, piers, girders, abutments, slope protection, approaches, etc.	

↓

Does not include:		
<i>Unmaintained roads/bridges</i>	FHWA roads/bridges	Private roads, <u>with exceptions</u>





48

### Category C- Roads and Bridges

This includes repairs of roads, bridges, and associated features such as bases, shoulders, and ditches.

YOU the Applicant must,

- Ensure that the road was maintained prior to the disaster – ONLY repairs of damages caused by the disaster are eligible. So, be prepared to submit those maintenance records.
- For Bridges also be sure to have the most recent safety inspections on hand or available.

Some ineligible examples of Category C projects include

- Unmaintained** roads or bridges
- Federal Highway Administration roads
- And Private roads with some exceptions.

*PAPPGv4, Chapter 8. Permanent Work Eligibility, IX. Eligibility Considerations by Facility, A. Roads and Bridges*

*PAPPGv4, TERMS and DEFINITIONS*





## Category D – Water Control Facilities



**Includes:**

Dams, reservoirs, levees, lined and unlined engineered drainage channels, canals, aqueducts, sediment basins, shore protective devices, irrigation/pumping facilities.



**Does not include:**

Facilities under the control of the US Army Corps of Engineers (USACE) or National Resource Conservation Service (NRCS) or any other Federal agency with very few exceptions.




49

### Category D- Water Control Facilities




This includes repairs of irrigation systems, drainage channels and pumping facilities to include levees.

This does not include water control facilities under the control of another Federal agency with very few exceptions,

So please, check with your water management district if you are unsure of the legal responsibility of your Water Control Facility.



## Category E – Buildings and Equipment


**Includes:**

Buildings, structural components, interior electrical or mechanical work, and contents.	Replacement/repair of vehicles and equipment damaged by the disaster or damaged in the response.
---	--

↓

**Does not include:**

Damages covered by insurance.	Accidental damages/neglect.
-------------------------------	-----------------------------


50 

### Category E- Buildings and equipment


This category may apply to Private Nonprofits the most, and includes repairs or replacement of buildings, including their contents and systems, or their heavy equipment.

Work required to restore damaged buildings will be considered along with upgrades required by Building Codes and Standards. This includes all structural and non-structural components, including mechanical, electrical, and plumbing systems, as well as, contents, furnishings, and equipment within the building.

But, this does not include damages already covered by insurance, because that would be a duplication of benefits.




## Category F – Utilities



### Includes:


Water treatment plants and delivery systems, power generation and distribution facilities, sewage collection systems and other treatment plants, communications.




### Does not include:

Loss of revenue expenses (i.e. time off-line).

Increased operating costs (i.e. obtaining water/electricity from alternate source).




51




### Category F- Utilities

This includes repairs of water treatment and delivery systems; power generation facilities and distribution lines; and sewage collection and treatment facilities.


Please note, FEMA will not provide reimbursement for increased operating expenses or revenue lost if a utility is shut down.



## Category G – Parks & Recreation, Other




Includes:	
Mass transit facilities, swimming pools, playgrounds, tennis courts, piers, docks, picnic tables, golf courses, walkovers, anything not in Categories C – F.	Beach Restoration on beaches.
	
Does <i>not</i> include:	
Unimproved natural features. Replacement of trees, shrubs, ground cover <b>unless</b> for slope stabilization or to minimize erosion.	PNP-owned recreational facilities <b>unless</b> the facility is providing eligible essential social services.

52 

- Finally, Category G, Parks and Recreation, Other
- Category G projects include the repair and restoration of
  - parks, playground equipment, beaches, ball fields, public cemeteries and other facilities that do not otherwise fit in categories C-F.
- This does not include unimproved natural features, or the replacement of trees, shrubs, or ground cover **unless** they are used for slope stabilization or to minimize erosion, and it does not include PNP-owned recreational facilities **unless** the facility is providing eligible essential social services.

*PAPPG, v4. APPENDIX B: PRIVATE NONPROFIT FACILITY ELIGIBLE EXAMPLES*


*PAPPG, v4. Chapter 8. IX. Eligibility Considerations by Facility. E. Parks, Recreational, Other (Category G)*

# Project Costs

The image is a composite graphic on a dark blue background. On the left, a video call window shows a woman with grey hair and glasses wearing a black top. To the right, there are two circular weather graphics. The top one is a weather map for Hurricane Ian, showing wind speeds and pressure. The bottom one is a satellite view of the hurricane's eye and cloud structure over the Gulf of Mexico.

**HURRICANE IAN**  
WINDS: 155 MPH PRESSURE: 937 MB MOVEMENT: NNE at 9 MPH 11:00 AM ADVISORY  
CATEGORY 4  
TAMPA FORT MYERS MIAMI  
DAYTONA BEACH  
JACKSONVILLE  
PANAMA CITY  
NEW ORLEANS


Next let's go over project costs such the PA Project Threshold, management costs, and a quick overview of Expedited Projects.




## Project Threshold

Public Assistance projects are processed as either small or large projects. FEMA implemented a major change to its PA program by increasing the Large Project threshold to \$1 million.

The minimum threshold necessary for an eligible project is \$3,500 dollars.



Small Project	Large Project
<ul style="list-style-type: none"> <li>• Funding is based on initial cost estimate</li> <li>• \$3,500 to &lt;\$1M</li> </ul>	<ul style="list-style-type: none"> <li>• Project is paid as work is complete</li> <li>• \$1M and greater</li> </ul>

54 

Public Assistance projects are processed as either small or large projects. On August 3, 2022, FEMA implemented a major change to its Public Assistance program by increasing the Large Project threshold to \$1 million.

Let's break that down, if the project cost is less than \$1M the project is processed as a small project. If the project cost equals, or exceeds the threshold, the project is processed as a large project.

Please note, the minimum threshold necessary for an eligible project is \$3,500 dollars.


Let's look another difference between a small and a large project:

For Small Projects


- Funding is based on an initial cost estimate, and

For large projects:

- The project cost is paid as work is accomplished



## Management Costs



- Management Costs are the costs incurred to meet administrative requirements while working within the Public Assistance (PA) program and developing eligible PA projects.
- 5% of the total award amount obligated

Management Cost	Examples
Preliminary Damage Assessments	Developing the detailed site-specific damage description
Meetings regarding the PA Program or overall PA damages claimed	Evaluating Section 406 hazard mitigation measures
Organizing PA damage sites into logical groups	Preparing Small and Large Projects
Correspondence with Recipient / affiliate	Reviewing PWs
Site inspections	Collecting documents to support a claim
Travel expenses	Requesting disbursement of PA funds

55


Next, let's review management costs which are the costs incurred to meet administrative requirements while working within the Public Assistance program and developing eligible PA projects.

There is not a minimum threshold for this category.

FEMA formulates a Project Worksheet or (PW) for a maximum of 5% of the total award amount obligated for a subrecipient at the time of its request.


Total award amount is the **actual** eligible PA project cost including the non-federal share, after insurance and any other reduction. This does not include any Donated Resources projects.

Although management costs are awarded at the end of the project, please start documenting your efforts now. It is very important that you document **all** your administrative costs to substantiate the eligibility of costs and activities claimed as management costs. Your documentation should include activity logs, procurement data, invoices, and proof of payments.



## Management Costs - Category Z

Contributions for management costs are based on actual costs incurred up to 5 percent of the total award amount for each Subrecipient.



5%

PW 1 Costs + PW 2 Costs + PW 3 Costs + PW 4 Costs + PW 5 Costs + PW 6 Costs = Cat Z Total award amount

- Includes management costs for all projects, both Large & Small (except Category B Donated Resources PWs)
- Obligated as a Category Z Project Worksheet
- Funded at a 100 percent Federal cost share

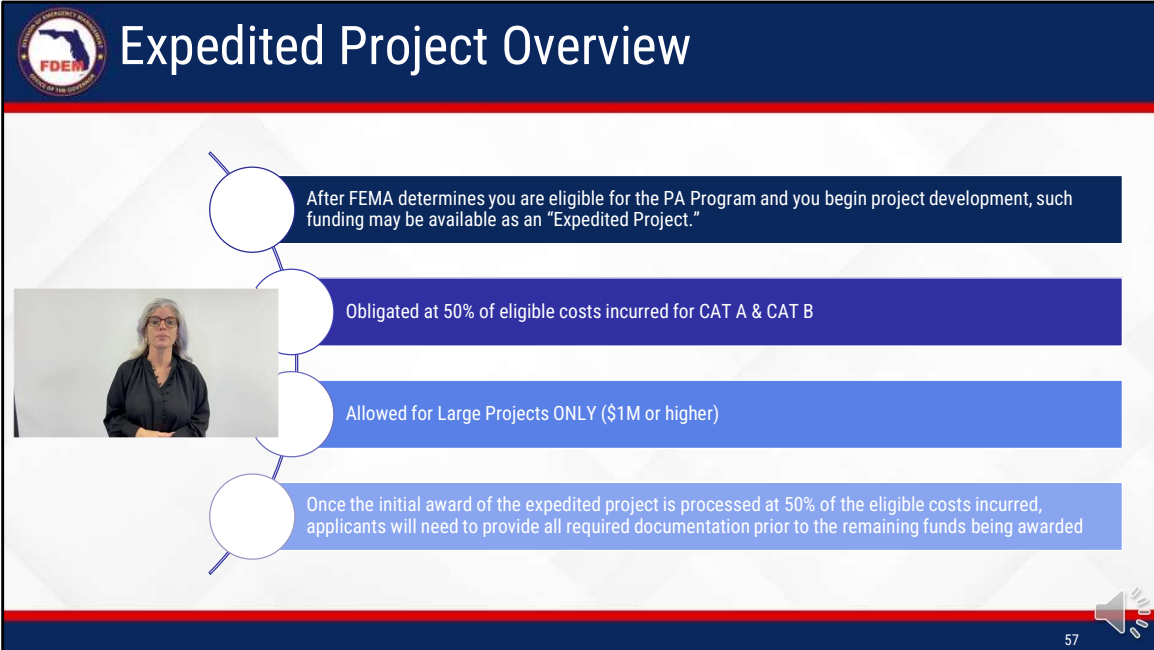
56

As a reminder, management costs are based on actual costs incurred up to 5% of the total award.

This includes management costs for all projects, both Large & Small (except Category B Donated Resources PWs)

- it is obligated as a Category Z Project Worksheet, and
- it is funded at a 100 percent Federal cost share





**Expedited Project Overview**

- After FEMA determines you are eligible for the PA Program and you begin project development, such funding may be available as an "Expedited Project."
- Obligated at 50% of eligible costs incurred for CAT A & CAT B
- Allowed for Large Projects ONLY (\$1M or higher)
- Once the initial award of the expedited project is processed at 50% of the eligible costs incurred, applicants will need to provide all required documentation prior to the remaining funds being awarded

57

### Now, Expedited projects:

We understand that some Applicants may need access to funding on an expedited basis in order to address costs incurred responding to or recovering from Hurricane Ian.

After FEMA determines you are eligible for the PA Program and you begin project development, such funding may be available as an "Expedited Project."

Please note, you will have 60 days following your RSM to Submit your request for an Expedited Project, if desired.

Expedited Projects are obligated at 50 percent of eligible costs incurred for Debris Removal (Category A) and Emergency Protective Measures (Category B).

Only projects totaling \$1M or greater or large projects can be processed through the Expedited project process.

Once the initial award of the expedited project is processed at 50% of the eligible costs incurred, applicants will need to provide all required documentation prior to the remaining funds being awarded

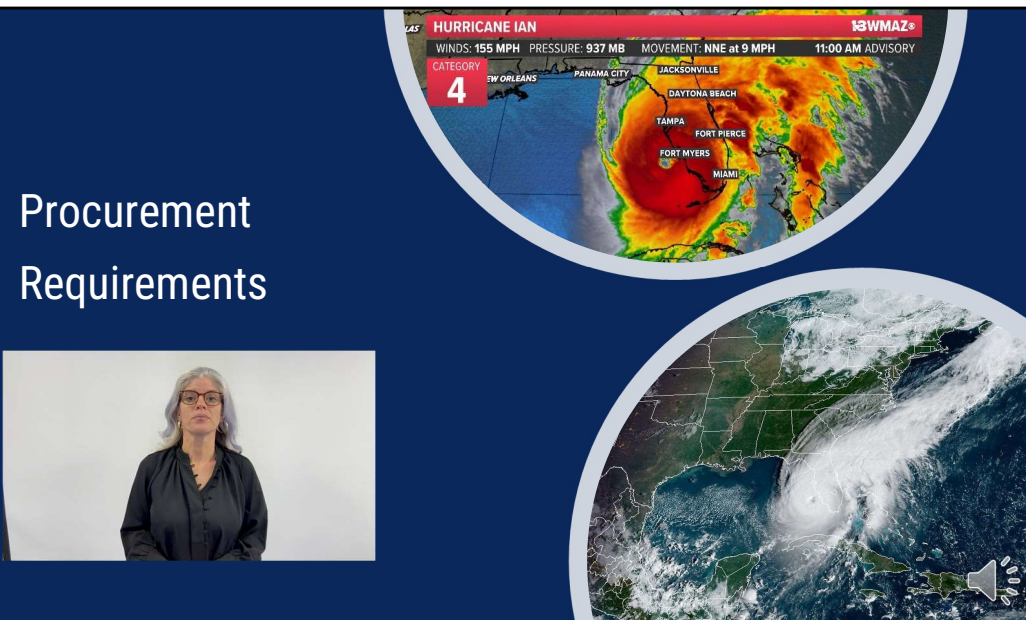
If you have questions on an eligibility determination for your organization, please bring them to your Recovery Scoping Meeting held after submitting your RPA.

*PAPPG, v4 (2020). Chapter 9. Scope of Work and Cost Development, II. Cost Development, B.*

*Expedited Projects for Emergency Management Work.*

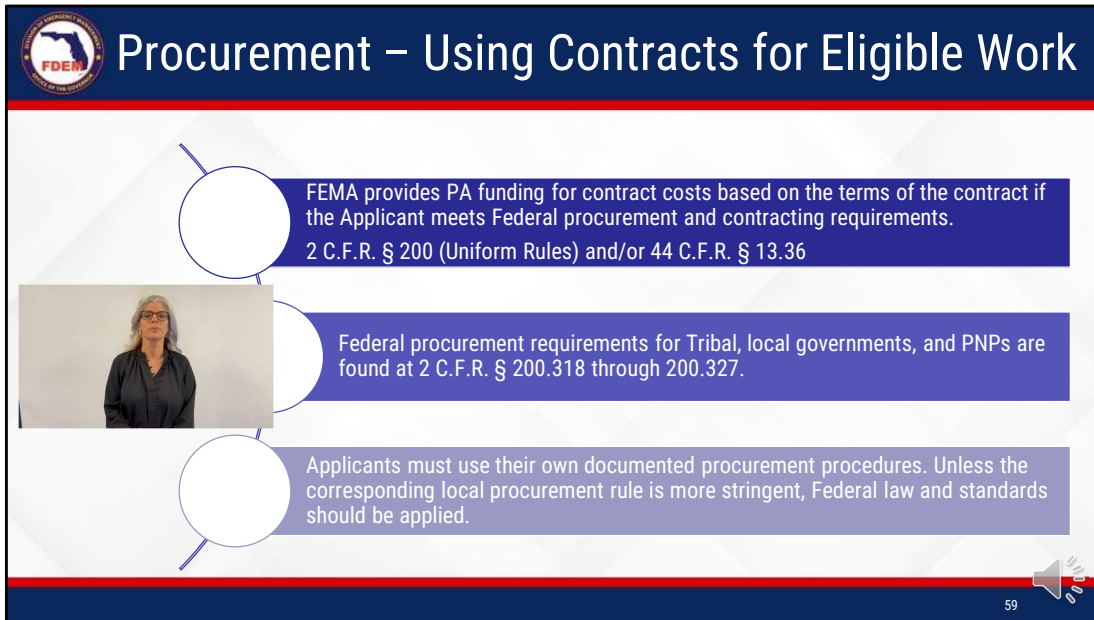
*B. Expedited Projects for Emergency Work*

Procurement Requirements



The composite image includes a video call window of a woman with glasses and a dark top. To her right is a weather map titled 'HURRICANE IAN' with the following data: WINDS: 155 MPH, PRESSURE: 937 MB, MOVEMENT: NNE at 9 MPH, and 11:00 AM ADVISORY. The map shows the hurricane's path over the Gulf of Mexico and Florida, with cities like New Orleans, Panama City, Jacksonville, Daytona Beach, Tampa, Fort Pierce, Fort Myers, and Miami labeled. A 'CATEGORY 4' label is also present. Below the weather map is a satellite view of the hurricane's eye and cloud structure over the Gulf of Mexico.

Let's discuss procurement requirements for using contracts for eligible work.



**Procurement – Using Contracts for Eligible Work**

FEMA provides PA funding for contract costs based on the terms of the contract if the Applicant meets Federal procurement and contracting requirements.  
2 C.F.R. § 200 (Uniform Rules) and/or 44 C.F.R. § 13.36

Federal procurement requirements for Tribal, local governments, and PNPs are found at 2 C.F.R. § 200.318 through 200.327.

Applicants must use their own documented procurement procedures. Unless the corresponding local procurement rule is more stringent, Federal law and standards should be applied.

59

- FEMA provides PA funding for contract costs based on the terms of the contract if the Applicant meets Federal procurement and contracting requirements.
- Contract costs must be reasonable
- You may be wondering "What is reasonable"??
  - FEMA generally considers contract costs reasonable when the Applicant adheres to full and open competition
  - Applicants must use their own documented procurement procedures. Unless the corresponding local procurement rule is more stringent, Federal law and standards should be applied.
  - Please note, you **MUST** have an internal procurement policy before submitting your RPA which is due by January 6th. 2 C.F.R. § 200.319
- Some general requirements and best practices for procurement are:
  1. Document everything and retain those documents related to procurement
  2. Include FEMA's required clauses and provisions in contracts
  3. Take the required 6 affirmative steps to encourage women and minority small business owners and labor surplus areas if applicable to participate in the contracting process
  4. Please consider attending procurement trainings offered by FEMA. A schedule of virtual trainings being offered right now is available on [fema.gov](https://www.fema.gov).

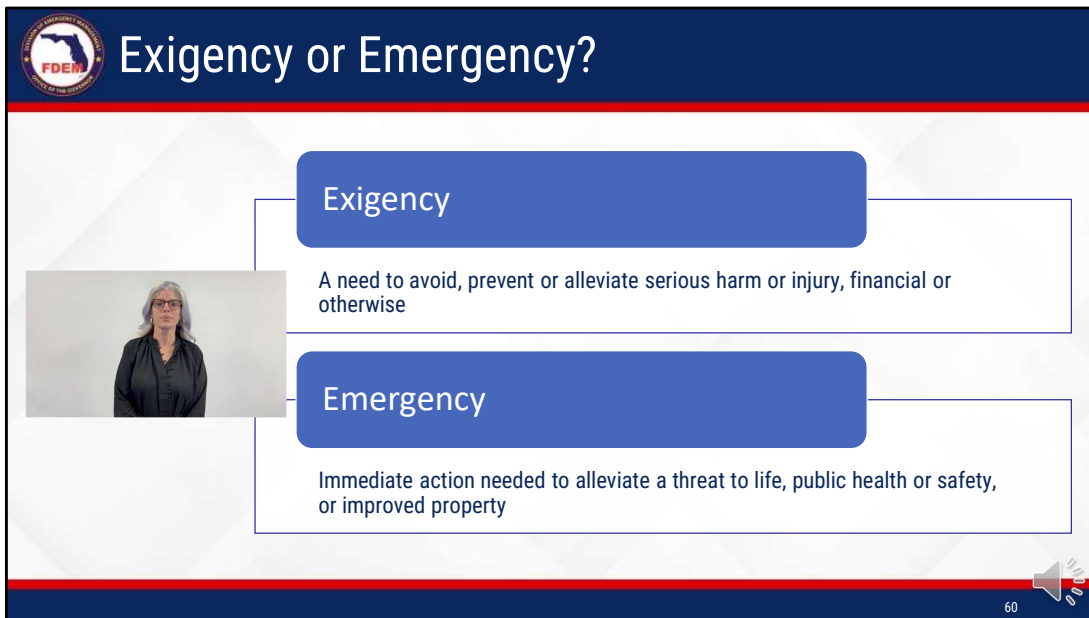
- Another best practice we recommend for our applicants:

Be sure that your organization identifies multiple staff members who are familiar with the processes and the documentation that your organization will be required to submit to the State and FEMA PA staff. Identifying these individuals now can ensure a seamless review, project development, and anticipated approval of your organization's damages.

You should have a procurement policy in place detailing how your organization acquired services and contracted services to be in compliance with federal procurement guidelines. If your organization does not have a procurement policy, then you may consider downloading a template. Your organization's procurement policy needs to be in place prior to submission of your Request for Public Assistance.

*Procurement Under Grants Training Schedule*

<https://www.fema.gov/grants/procurement/training>



**Exigency**  
A need to avoid, prevent or alleviate serious harm or injury, financial or otherwise

**Emergency**  
Immediate action needed to alleviate a threat to life, public health or safety, or improved property

60

### Now, Exigency or Emergency?

The existence of an Executive Order from the Governor does not automatically create an exigency (ex-uh-genc-ee) or emergency. These situations are LIMITED to as long as the dangerous condition exists. Once the condition is over, FEMA would expect the applicant to terminate these contracts and competitively procure a new contract (if there is still a need to continue work).

Please check your specific circumstances to determine whether an emergency still exists in your area. Relying on the Governor's Executive Order for the whole State of Florida may not be enough to indicate the continuation of an emergency situation.

If you are using **sole sourcing** due to emergency or exigency, you must

- Justify it with proper documentation
- Use it only during the period of actual exigent or emergency circumstances
- And transition to a competitive method, as soon as the period ends.



## Procurement – Cost or Price Analysis Required


**Applicants must:**

- Perform a cost or price analysis in connection with every procurement action in excess of the Simplified Acquisition Threshold, currently \$250K, including contract modifications.
- Make independent estimates before receiving bids or proposals.




61


- An Applicant must perform a cost or price analysis in connection with every procurement action in excess of the simplified acquisition threshold, currently \$250,000, including contract modifications.
  - The method and degree of analysis depends on the facts surrounding the specific procurement situation.
- And the Applicant must make independent estimates before receiving bids or proposals.



## Procurement – Acceptable Contract Types



- FEMA reimburses costs incurred using three types of contract payment obligations:
  - fixed-price,
  - cost-reimbursement, and
  - to a limited extent, time and material (T&M).
- Include required contract provisions
- Maintain oversight
- FEMA **does not** reimburse costs incurred under a cost plus a percentage of cost contract or a contract with a percentage of construction cost method.



62

Now let's review some acceptable contract types

FEMA reimburses costs incurred using three types of contract payment obligations:


fixed-price,  
cost-reimbursement, and  
to a limited extent, time and material.

The Applicant must include the required provisions in all awarded contracts and maintain oversight to ensure that contractors perform according to the contract's conditions and specifications, as well as, any purchase orders.

FEMA does not reimburse costs incurred under a cost plus a percentage of cost contract, or a contract with a percentage of construction cost method.

A FEMA guidance document outlining these required contract provisions can be found on [FloridaPA](#) under the PA Info TAB.

[https://emilms.fema.gov/is\\_1009/groups/21.html](https://emilms.fema.gov/is_1009/groups/21.html)





## Procurement – Time and Material Contract

FEMA advises against the use of T&M contracts and generally limits the use of these contracts to a reasonable time based on the circumstances during which the Applicant could not define a clear scope of work (SOW).

FEMA may reimburse costs incurred under a T&M contract only if all the following apply:

- No other contract was suitable;
- The contract has a ceiling price that the contractor exceeds at its own risk; and
- The Applicant provides a high degree of oversight to obtain reasonable assurance that the contractor is using efficient methods and effective cost controls.



63

FEMA advises against the use of Time & Material contracts and generally limits the use of these contracts to a reasonable time based on the circumstances during which the Applicant could not define a clear scope of work.

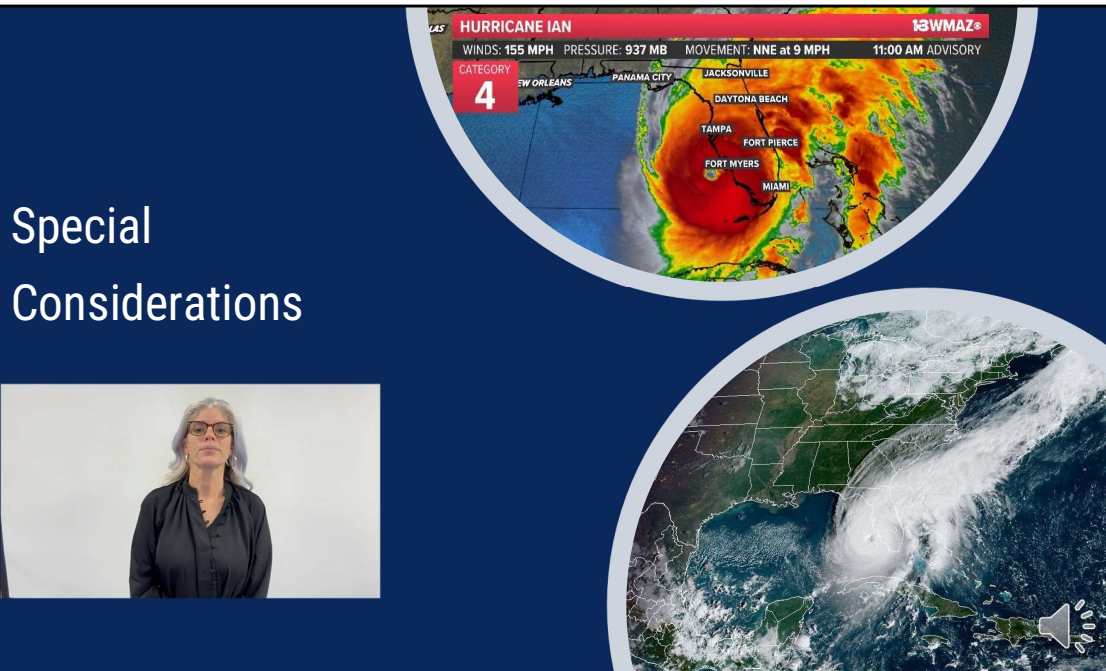
FEMA reimburses costs incurred during a Time & Material contract only if all of the following apply:

1. No other contract was suitable;
2. The contract has a ceiling price that the contractor exceeds at its **own** risk; and
3. The Applicant provides a high degree of oversight to obtain reasonable assurance that the contractor is using efficient methods and effective cost controls.

The Applicant should define the Scope of Work as soon as possible to enable procurement of a more acceptable type of contract.



# Special Considerations



**HURRICANE IAN** 13WMAZs  
WINDS: 155 MPH PRESSURE: 937 MB MOVEMENT: NNE at 9 MPH 11:00 AM ADVISORY  
CATEGORY 4  
NEW ORLEANS PANAMA CITY JACKSONVILLE  
DAYTONA BEACH  
TAMPA FORT PIERCE  
FORT MYERS  
MIAMI

Now, let's review some special considerations which are issues other than program eligibility that could affect the scope of work and the funding of a project such as:


Insurance

Floodplain Management

Hazard Mitigation


Environmental Protection, and

Historic Preservation and Cultural Resources



## Insurance Proceeds

- PA Funding will be reduced by:
  - Actual insurance proceeds, if known.
  - Anticipated insurance proceeds based on the applicant's policy, if known.
- Applicants **must** pursue and recover entitled claims
- There cannot be *any* duplication of benefits.
- Obtain & Maintain
  - Applicants must insure facilities with the types and extent of insurance reasonably available, adequate, and necessary to protect against future loss to the property.



65


Ding! Ding! Ding! No double-dipping! FEMA cannot provide assistance for disaster-related losses when duplication of benefits occurs for an applicant, which, as a reminder, means that the Applicant receives disaster-related funding from two sources for the same item of work. For instance, funding from insurance and FEMA for the same item of work; not acceptable. Before FEMA approves assistance for a property, an applicant must provide FEMA with information about any actual or anticipated insurance settlement or recovery it is entitled to for that property. This is because FEMA PA funding will be reduced by these insurance proceeds to avoid a duplication of benefits.

Applicants must make reasonable efforts to pursue and recover all claims.


Applicants that receive PA funding for permanent work to replace, repair, reconstruct, or construct a facility must **obtain** and **maintain** insurance on the FEMA funded facilities with the types and extent of insurance reasonably available, adequate, and necessary to protect against **future** loss to the property.

*Stafford Act § 311, 42 U.S.C. § 5154; 44 C.F.R. § 206 Subpart I.*

*Duplication of Benefits (DOB) definition [https://emilms.fema.gov/is\\_1024/groups/57.html](https://emilms.fema.gov/is_1024/groups/57.html)*



## National Flood Insurance Program (NFIP)




FEMA must reduce PA funding when the facility is:

- Located in an area that FEMA has identified as a Special Flood Hazard Area (SFHA) for more than 1 year;
- Damaged by flooding; **and**
- Uninsured for flood loss.

If the Applicant does not have flood insurance for the facility or carries inadequate flood insurance for the insurable facility, FEMA reduces eligible project costs by the lesser of:

- The maximum amount of insurance proceeds that could have been obtained from an NFIP standard flood insurance policy for the building and its contents; or
- The value of the building and its contents at the time of the incident.

66 

One type of insurance you may consider obtaining and maintaining is a standard flood insurance policy provided by the National Flood Insurance Program (NFIP)

Please note,

FEMA must reduce PA funding when the facility is:

- Located in an area *that FEMA has identified as a Special Flood Hazard Area* for more than 1 year;
- Is damaged by flooding; **and**
- Uninsured for flood loss.


If the Applicant does not have flood insurance for the facility **or** carries **inadequate** flood insurance, FEMA reduces eligible project costs by the lesser of:

- The maximum amount of insurance proceeds that could have been obtained from an NFIP standard flood insurance policy for the building and its contents; or
- The value of the building and its contents at the time of the incident.


The reduction stated previously shall not apply to a Private Nonprofit facility which could not be insured because it was located in a community not participating in the NFIP.

So, please notify your PDMG if you believe your facility meets this listed criteria.

44 C.F.R. § 206.252



## 406 Hazard Mitigation



Hazard Mitigation, Section 406 of the Stafford Act is a funding source for cost-effective measures to reduce or eliminate the potential threat of similar damage to a facility during a future disaster.

- These are measures to prevent repetitive damage and are for permanent work only.
- Section 406 mitigation is applied on the parts of an eligible facility that were damaged during a declared disaster.

FEMA may approve if cost is:

- Up to 15% of eligible project cost
- Can be up to 100% of eligible project cost if on FEMA's pre-approved list
- If not on FEMA's pre-approved list, Appendix J (PAPPGv4), must be cost effective based upon acceptable benefit-cost analysis (BCA)

67

Next, let's review 406 Hazard Mitigation -

Hazard Mitigation, Section 406 of the Stafford Act is a funding source for cost-effective measures to reduce or eliminate the potential threat of similar damage to a facility during a future disaster.

These are measures to prevent repetitive damage and are for permanent work only.

Section 406 mitigation is applied on the parts of an eligible facility that were damaged during a declared disaster.

FEMA considers mitigation measures to be cost-effective if any of the following criteria are met:

1. The cost for the mitigation measure does not exceed 15 percent of the total eligible repair cost (prior to any insurance reductions)
2. The mitigation measure is specifically listed in [Appendix J: Cost-Effective Hazard Mitigation Measures](#) in the PAPPG AND the cost of the mitigation measure does not exceed 100 percent of the eligible repair cost (prior to any insurance reductions) of the facility or facilities for which it applies, or
3. The Recipient or Applicant demonstrates through an acceptable benefit-cost analysis (BCA) methodology that the measure is cost-effective.

Many mitigation measures that do not meet the first two criteria mentioned previously prove to be cost-effective based on a BCA. If that is the case, FEMA, the Recipient, and the Applicant will work together to develop a BCA methodology to determine whether the project is cost-effective.

*PAPPG, v4. Chapter 8. Permanent Work Eligibility, IV. Hazard Mitigation, A. Public Assistance Hazard Mitigation*

*PAPPG, v4. Appendix J. Cost-effective Public Assistance Hazard Mitigation Measures*



## Environmental and Historic Preservation (EHP)



FEMA uses all practical means and measures to protect, restore and enhance the quality of the environment, to avoid or minimize adverse impacts to the environment, and to preserve historic, cultural and natural aspects of national heritage, as required by Federal environmental and historic preservation policies and laws.



68

Moving on to Environmental and Historic Preservation (EHP), FEMA uses all practical means and measures to protect, restore and enhance the quality of the environment, to avoid or minimize adverse impacts to the environment, and to preserve historic, cultural and natural aspects of national heritage, as required by Federal environmental and historic preservation policies and laws.

EHP reviews must occur before construction, let me repeat that.. Environmental and Historic Preservation reviews must occur before construction and failure to comply with applicable Federal, State and local EHP requirements could **jeopardize** or **delay** your PA funding.

*EHP Codes and Standards IS 1019 [https://emilms.fema.gov/is\\_1019/groups/62.html](https://emilms.fema.gov/is_1019/groups/62.html)*



# Environmental and Historic Preservation (EHP)



**All PA awards must comply with the following:**

National Historic Preservation Act	Coastal Zone Management Act
National Environmental Policy Act	Farmland Protection Policy Act
Endangered Species Act	Fish and Wildlife Coordination Act
Clean Water Act	Wild and Scenic Rivers Act
Coastal Barrier Resources Act	Magnuson-Stevens Fishery Conservation and Management
Migratory Bird Treaty Act	Floodplain Management
Resource Conservation and Recovery Act	Protection of Wetlands
Clean Air Act	Environmental Justice



All PA awards must comply with the applicable EHP laws and regulations and all EHP permits such as the ones outlined in the National Historic Preservation Act, the National Environmental Policy Act, the Endangered Species Act, and so on...

The links to all these policies are available in the Additional Resources pdf.

*Clean Air Act (CAA)*

<https://www.epa.gov/laws-regulations/summary-clean-air-act>

*Clean Water Act (CWA)*

<https://www.epa.gov/laws-regulations/summary-clean-water-act>

*Endangered Species Act (ESA)*

<https://www.fws.gov/law/endangered-species-act>

*National Environmental Policy Act (NEPA)*

<https://www.epa.gov/nepa>

*Resource Conservation and Recovery Act (RCRA)*

<https://www.epa.gov/laws-regulations/summary-resource-conservation-and-recovery-act>

*National Historic Preservation Act*

<https://www.achp.gov/digital-library-section-106-landing/national-historic-preservation-act>

*Coastal Barrier Resources Act*

<https://www.fws.gov/program/coastal-barrier-resources-act>

*Migratory Bird Treaty Act*

<https://www.fws.gov/law/migratory-bird-treaty-act-1918>

*Coastal Zone Management Act*

<https://coast.noaa.gov/czm/act/>

*Farmland Protection Policy Act*

<https://www.nrcs.usda.gov/wps/portal/nrcs/main/national/landuse/fppa/>

*Fish and Wildlife Coordination Act*

<https://www.fws.gov/law/fish-and-wildlife-coordination-act>

*Wild and Scenic Rivers Act*

<https://www.energy.gov/nepa/downloads/wild-and-scenic-rivers-act>

*Magnuson-Steven Fishery Conservation and Management Act*

<https://www.fisheries.noaa.gov/resource/document/magnuson-stevens-fishery-conservation-and-management-act>

*Floodplain Management Act*

<https://www.epa.gov/cwa-404/floodplain-management-executive-order-11988>

<https://www.fema.gov/floodplain-management>

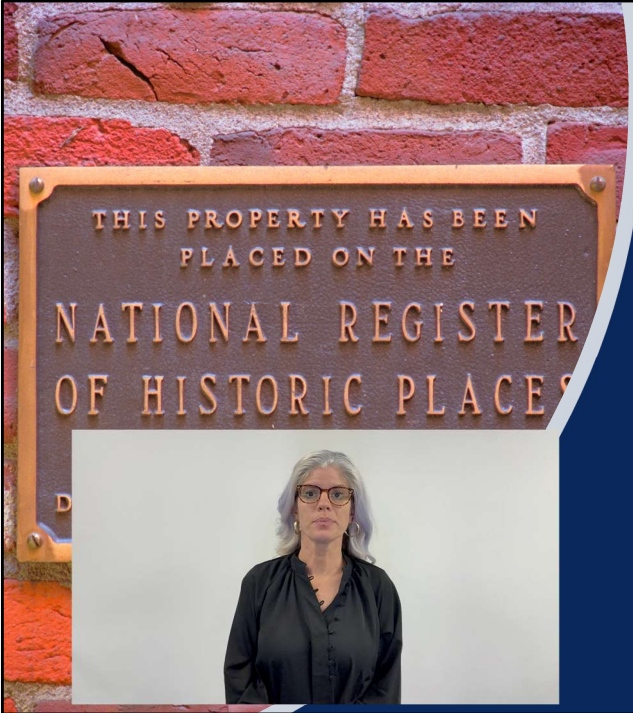
*Protection of Wetlands Act*

<https://www.epa.gov/cwa-404/protection-wetlands-executive-order-11990>

*Environmental Justice Act*


<https://www.epa.gov/environmentaljustice/environmental-justice-and-national-environmental-policy-act>





## National Historic Preservation Act

- If the facility is listed in, or meets the criteria to be listed in, the National Register of Historic Places, then costs associated with work to comply with that specific code or standard are eligible, even if repair costs exceed replacement costs.
- This is an exception to the regulatory requirement that when a facility is eligible for replacement, FEMA limits eligible costs to the less expensive of repairs or replacement.



Let's take a closer look at the National Historic Preservation Act : If your facility is listed in, or meets the criteria to be listed in, the *National Register of Historic Places*, **then** costs associated with work to comply with that specific code or standard are **eligible, even if repair costs exceed replacement costs**.

This is an exception to the regulatory requirement that when a facility is eligible for replacement, FEMA limits eligible costs to the **less** expensive of repairs or replacement

Please inform your PDMG if your facility has a building that is on or meets the criteria to be on the National Register of Historic Places. You can check this by going to: [nps.gov](https://www.nps.gov)

[www.nps.gov/subjects/nationalregister/database-research.htm](https://www.nps.gov/subjects/nationalregister/database-research.htm)

[https://emilms.fema.gov/is\\_1016/groups/90.html](https://emilms.fema.gov/is_1016/groups/90.html)

National Register of Historic Places, Creative Commons License, flickr.com <https://www.flickr.com/photos/samagnew/6138737993>

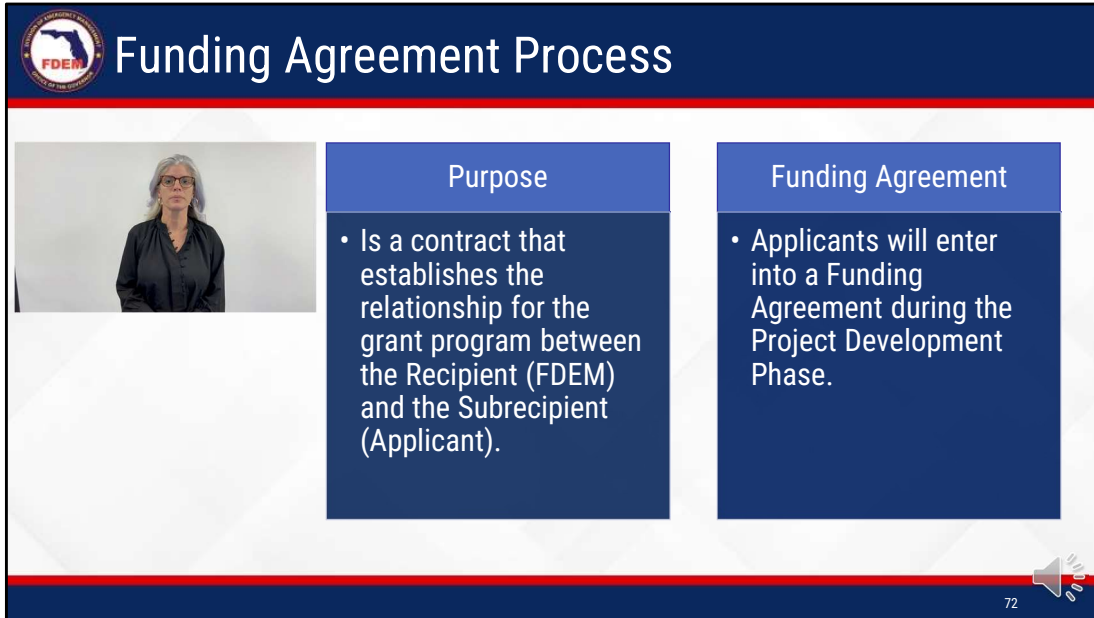
# Reimbursement Requirements



The image is a composite graphic on a dark blue background. On the left, a woman with short grey hair and glasses, wearing a black top, is shown in a video call window. To her right, the text "Reimbursement Requirements" is written in white. Further right, there are two circular weather graphics. The top one is a weather map for Hurricane Ian, showing wind speeds, pressure, and movement, with a category 4 rating. The bottom one is a satellite view of the hurricane's eye and cloud structure over the Gulf of Mexico.


**HURRICANE IAN**  
WINDS: 155 MPH PRESSURE: 937 MB MOVEMENT: NNE at 9 MPH 11:00 AM ADVISORY  
CATEGORY 4  
NEW ORLEANS PANAMA CITY JACKSONVILLE  
DAYTONA BEACH  
TAMPA FORT PIERCE  
FORT MYERS MIAMI

Finally, let's go over some requirements to receive this reimbursement.



The slide features a dark blue header with the FDEM logo on the left and the title "Funding Agreement Process" in white. Below the header, a video thumbnail on the left shows a woman with grey hair and glasses. To the right of the video are two dark blue boxes with white text. The first box, titled "Purpose", contains a bullet point stating it is a contract between the Recipient (FDEM) and the Applicant. The second box, titled "Funding Agreement", contains a bullet point stating that applicants will enter into such an agreement during the Project Development Phase. A small speaker icon and the number "72" are located in the bottom right corner of the slide.

## Funding Agreement Process



### Purpose

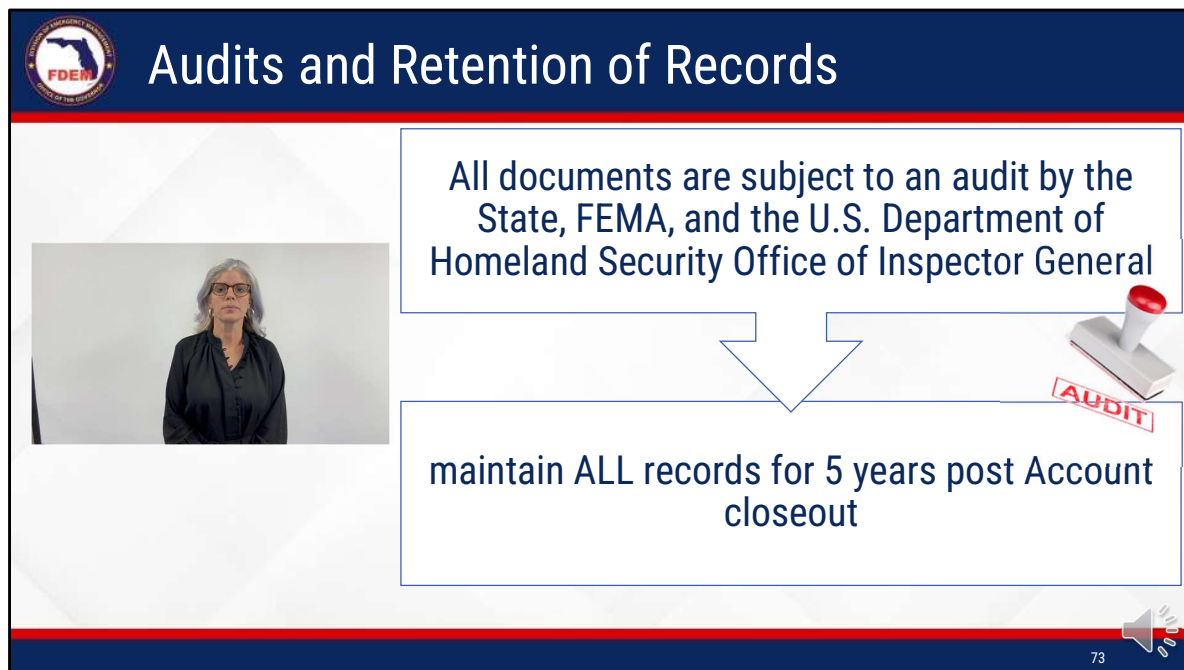
- Is a contract that establishes the relationship for the grant program between the Recipient (FDEM) and the Subrecipient (Applicant).

### Funding Agreement

- Applicants will enter into a Funding Agreement during the Project Development Phase.

72

In order to receive reimbursement, the Applicant is required to enter into a Funding Agreement with the State (FDEM) as a pass-through entity.  
The Funding Agreement outlines the terms and conditions of accepting Federal funding through the Public Assistance Program, and  
Applicants will enter into a Funding Agreement with the State during the Project Development Phase



The slide is titled "Audits and Retention of Records" and features the Florida Department of Emergency Management (FDEM) logo in the top left corner. On the left side, there is a video feed of a woman with glasses and a dark top. The main content is contained in two white boxes with blue borders. The top box contains the text: "All documents are subject to an audit by the State, FEMA, and the U.S. Department of Homeland Security Office of Inspector General". A large white arrow points from this box down to a second box containing the text: "maintain ALL records for 5 years post Account closeout". To the right of the second box is a graphic of a red stamp that says "AUDIT" in white letters. In the bottom right corner of the slide, there is a small speaker icon and the number "73".

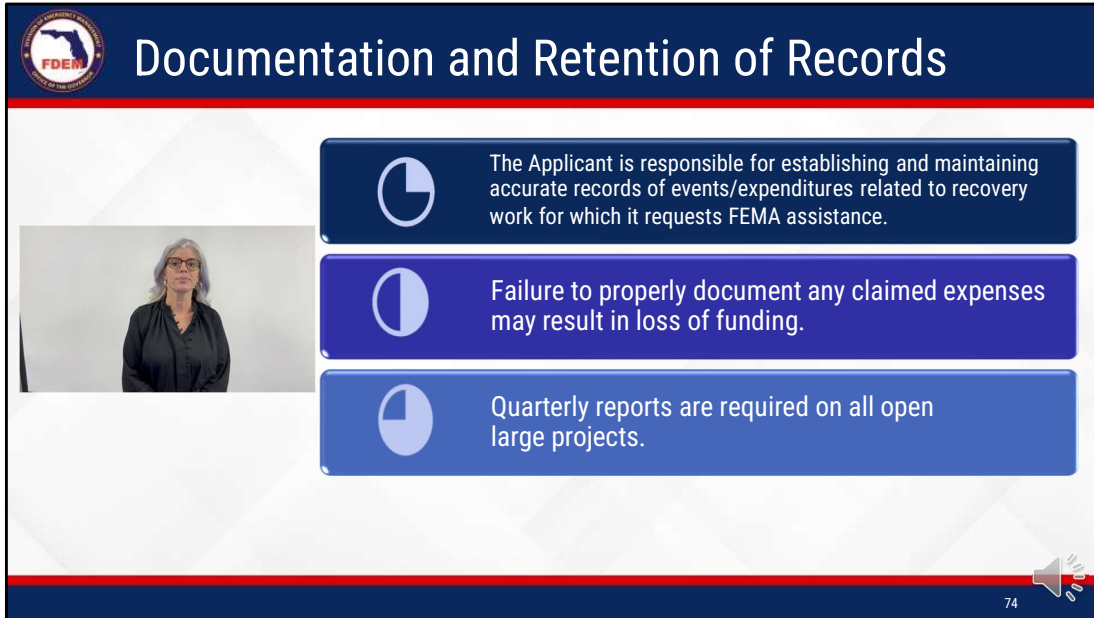
All documents are subject to an audit by the State, FEMA, and the US Department of Homeland Security, Office of Inspector General. Failure to properly document any claimed expenses may result in loss of funding.

[transition]

You must maintain ALL records for 5 years post *Account* closeout.

So, preserve everything for 5 years after the last activity is performed on the account. Appeals and other administrative actions could shift that deadline slightly.

<https://files.floridados.gov/media/703328/g1-sl-2020.pdf>



**Documentation and Retention of Records**

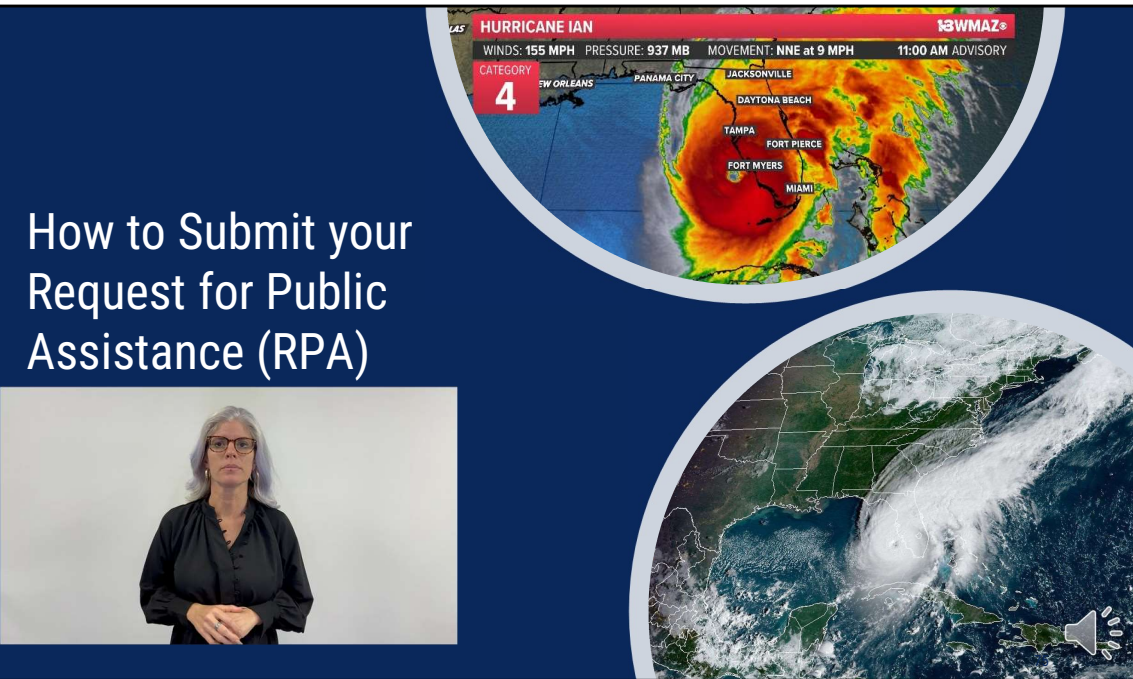
- The Applicant is responsible for establishing and maintaining accurate records of events/expenditures related to recovery work for which it requests FEMA assistance.
- Failure to properly document any claimed expenses may result in loss of funding.
- Quarterly reports are required on all open large projects.

74

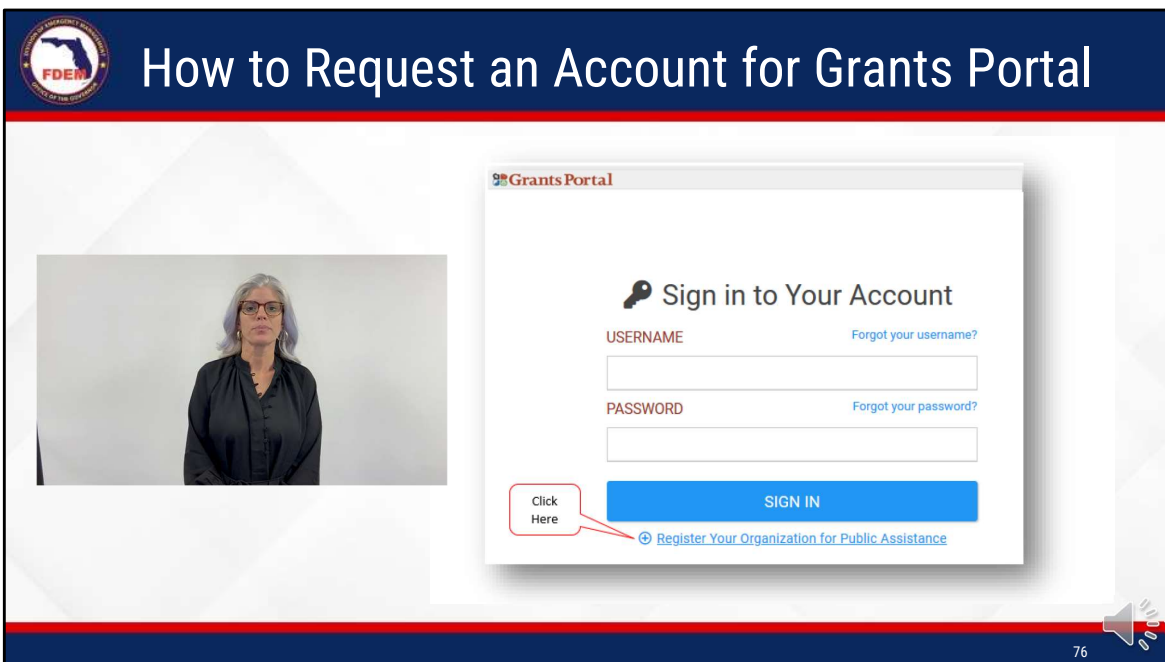
And finally, documentation and retention of records:

You, as the Applicant, are responsible for establishing and maintaining accurate records of events or expenditures related to recovery work for which you request FEMA assistance. Failure to properly document any claimed expenses may result in loss of funding; and quarterly reports are required on all open large projects.

# How to Submit your Request for Public Assistance (RPA)



Congratulations! You may have determined that you are an eligible applicant, have an eligible facility and are providing an eligible, essential service, have performed eligible work, and have incurred eligible costs. If so, you're ready to submit your request for public assistance! Let's go over those steps.



The image shows a video recording of a presentation. On the left, a woman with grey hair and glasses, wearing a black top, is speaking. On the right, a screenshot of the 'Grants Portal' website is displayed. The page title is 'Sign in to Your Account'. It features two input fields: 'USERNAME' with a 'Forgot your username?' link, and 'PASSWORD' with a 'Forgot your password?' link. Below these is a blue 'SIGN IN' button. A red callout box with the text 'Click Here' points to a blue link that reads 'Register Your Organization for Public Assistance'. The FEMA logo is visible in the top left corner of the screenshot. A speaker icon and the number '76' are in the bottom right corner of the video frame.

First, if you have never requested an account in Grants portal, you'll want to follow these directions.

Please note, we will be providing the links to Grants Portal as well as an Applicant Quick Guide from FEMA in the chat.

To request Grants Portal access, go to the Grants Portal home page at [grantee.fema.gov](https://grantee.fema.gov) and click on "Register your Organization for Public Assistance".

*Grants Portal*

<https://grantee.fema.gov>

[https://grantee.fema.gov/Content/files/Applicant%20Quick%20Guide%20Grants%20Portal%20Account%20and%20RPA%20\(Mar%2028%202020\).pdf](https://grantee.fema.gov/Content/files/Applicant%20Quick%20Guide%20Grants%20Portal%20Account%20and%20RPA%20(Mar%2028%202020).pdf)

**How to Request an Account for Grants Portal**

**Grants Portal**

Register Your Government or Private Non-Profit Organization for Public Assistance

Please provide the following basic information to request a Government or Private Non-Profit (PNP) organization account for FEMA Public Assistance Funding. Once completed, your account and request will be submitted to your state/territory Emergency Management representative and FEMA for review and approval.

Organization    Contact Info    Location    Submit

**Section I - Organization**

Businesses and individuals should not attempt to register for Federal Assistance here. Please see guidance on the Grants Portal Registration Welcome Page.

Within which state / territory / tribe is your organization?

Organization Name

Organization Type

EIN Number  [Get an EIN from IRS.gov](#)

DOI  [Get a DOI from DMR.gov](#)

DUNS Number

[Previous](#) [Next](#)

RPA.Help@em.myflorida.com    1-866-337-8448    FEMA-Recovery-PA-Grants@fema.dhs.gov

77

You, the Applicant, are then prompted to complete basic information about the organization, contact information, and location and then submit the form for Recipient review. The online form will prompt you to select the "Organization Type". If you select an incorrect "type", the processing of the RPA will be delayed.

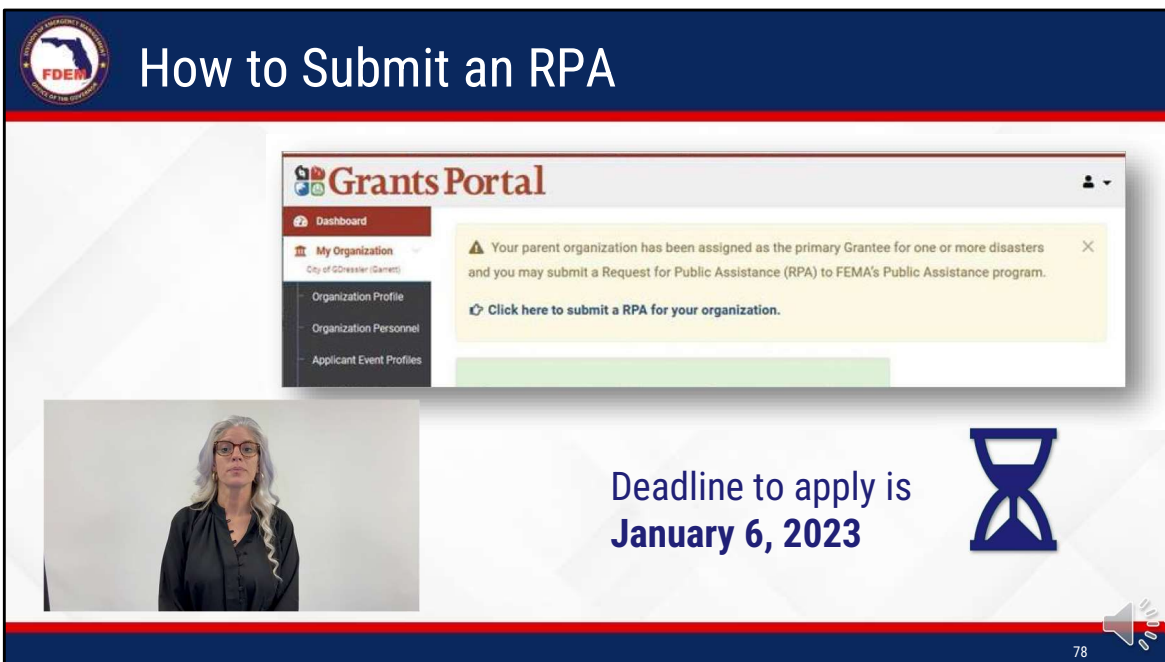
If you are unsure of your type or are having any difficulties with registering or submitting your RPA, please email: [transition1] [RPA.Help@em.myflorida.com](mailto:RPA.Help@em.myflorida.com) to be connected with a State of Florida representative. To speak with a FEMA representative, call the hotline at [transition2] 1-866-337-8448, or email: [transition3] [FEMA-Recovery-PA-Grants@fema.dhs.gov](mailto:FEMA-Recovery-PA-Grants@fema.dhs.gov)

After you complete the account request, you will receive a system-generated email with a username and temporary password to gain access to Grants Portal.

The system will then prompt you to create a permanent password.

Once you have access to Grants Portal, you can choose to follow the instructions we are going to talk about next to either directly submit an RPA in the system or request an RPA to be submitted by the Recipient on your behalf.





The image shows a screenshot of the Grants Portal dashboard. The title "How to Submit an RPA" is at the top. The dashboard includes a "My Organization" section for "City of Ochsler (Gannett)" with links for "Organization Profile", "Organization Personnel", and "Applicant Event Profiles". A yellow notification box states: "Your parent organization has been assigned as the primary Grantee for one or more disasters and you may submit a Request for Public Assistance (RPA) to FEMA's Public Assistance program. Click here to submit a RPA for your organization." A video inset shows a woman speaking. To the right, text reads "Deadline to apply is January 6, 2023" next to an hourglass icon. A speaker icon and the number "78" are in the bottom right corner.

Private Nonprofit Applicants must wait for account creation approval from the Recipient before submitting an RPA. As stated previously, if you are required to submit an application for an SBA loan, then please submit your request for account creation in Grants Portal at the same time. You do not need to wait to receive your SBA determination letter before you submit your Request for Public Assistance. Please submit your RPA by [transition] January 6th.

This section describes how an Applicant who has a current Grants Portal account may submit its RPAs: simple, it's directly through Grants Portal.

The Applicant logs into Grants Portal and selects "Click here to submit an RPA for your organization" on the Dashboard.



## How to Submit an RPA via Grants Portal

### Request Public Assistance

General Info | Contacts | Addresses | **PNP Info** | Other Info | Submit

FEMA and State personnel use this questionnaire to determine the eligibility of a Private Non-Profit (PNP) organization (See 44 CFR 206.221). Owners or operators of facilities that provide critical services can apply to FEMA for assistance for emergency work (debris removal and emergency protective measures) and permanent work (restoring a damaged facility). Critical services include education, emergency medical care, other emergency services, and utilities (power, sewer, wastewater treatment, communications, water—including water provided by an irrigation organization or facility, if it is not provided solely for irrigation purposes).

Owners or operators of facilities that provide non-critical, but essential social-type services to the general public can apply to FEMA for assistance for emergency work, but must also apply to the U.S. Small Business Administration (SBA) for assistance for permanent work.

Additional information about PNP eligibility can be found in the [Public Assistance Program and Policy Guide](#).

1 Name of the damaged facility and location

2 What was the primary purpose of the damaged facility?

3 Is the facility a critical facility as described above?  Yes  No

4 Who may use the facility?

79

Next, complete all required information including marking whether or not your facility provides critical services. Remember, facilities that provide noncritical, but essential social services can apply to FEMA for assistance for emergency work but must also apply for an SBA loan for permanent work.

## How to Submit an RPA via Grants Portal

Required Documentation

- Please provide valid Articles of Association/Incorporation or Charter and/or By-Laws
- Please provide valid Accreditation (Educational Facilities Only)
- Please provide valid PNP Status Documentation

Attach Articles of Association/Incorporation or Charter and/or By-Laws

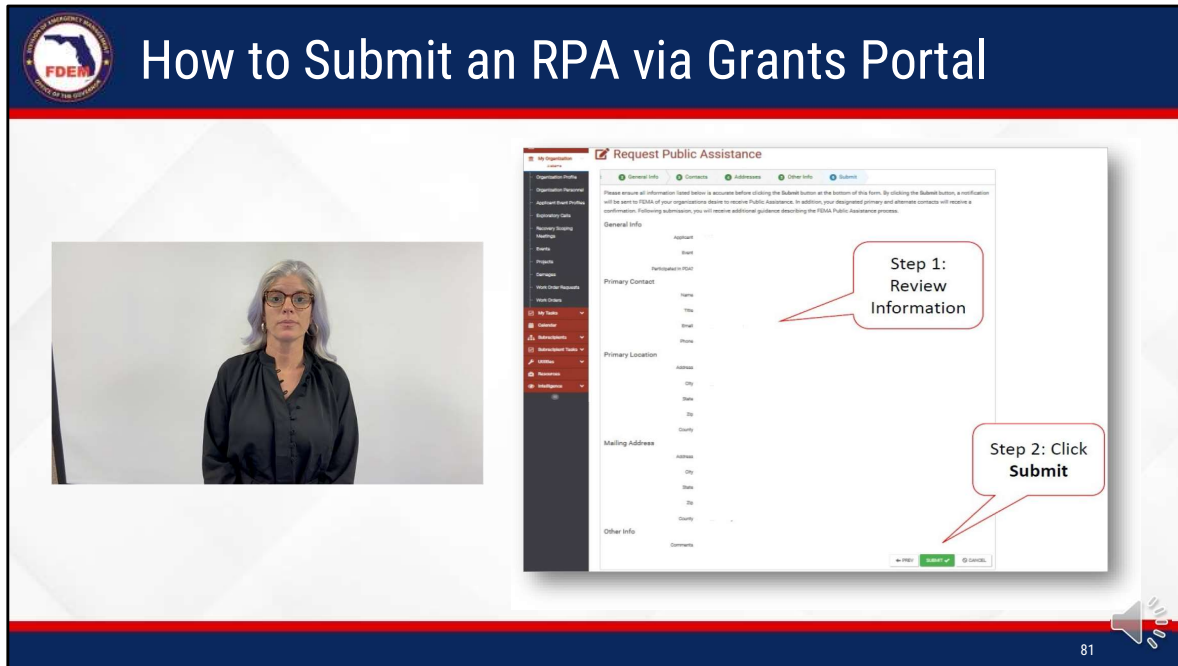
Attach Accreditation

Attach PNP Status Documentation

← PREV NEXT → CANCEL

80

- PNP organizations should upload all required information and documentation here such as:
- Documents to support legal responsibility of your facility: those Deeds, Titles, Contracts, or Lease Agreements we talked about previously;
  - Tax-exempt status documentation, such as a 501(c)(3) letter,
  - Your insurance policy, and
  - Articles of incorporation or Bylaws
- before clicking “next”



The image shows a video recording of a woman with grey hair and glasses, wearing a black top, speaking. To her right is a screenshot of the 'Request Public Assistance' form. The form has a dark sidebar on the left with a navigation menu. The main content area is titled 'Request Public Assistance' and contains several sections: 'General Info', 'Primary Contact', 'Primary Location', 'Mailing Address', and 'Other Info'. A green 'Submit' button is visible at the bottom right of the form. Two callout boxes with red borders and white text are overlaid on the form: one pointing to the 'General Info' section with the text 'Step 1: Review Information', and another pointing to the 'Submit' button with the text 'Step 2: Click Submit'. The number '81' is in the bottom right corner of the video frame.

When finished, click “Submit.”

Once submitted, the Recipient and FEMA review the RPA for Applicant eligibility. The Applicant can view the status of its RPA in Grants Portal.

Please note, an applicant can request an RPA is submitted by the Recipient (the State) on their behalf. If you’d prefer that, please provide the State with the information listed on page 5 of the Applicant Quick Guide from FEMA that has been linked for you in the chat.

Register with SAM.gov

The Official U.S. Government System for:

- Contract Opportunities (was fbo.gov)
- Assistance Listings (was cfsa.gov)
- Entity Information Entities, Disaster Response Registry, and Exclusions
- Entity Reporting SCR and Bio-Preferred Reporting
- Contract Data (Reports DUNS from fpts.gov)
- Wage Determinations (was wdol.gov)
- Federal Hierarchy Departments and Subbers

Register Your Entity or Get a Unique Entity ID

Register your entity or get a Unique Entity ID to get started doing business with the federal government.

Get Started

Renew Entity

Check Registration Status

Already know what you want to find?

Select Domain... e.g. 1600N020Q02

Announcements

State and Local Government Guide for SAM Entity Validation Nov 29

Attention: State and Local Governments registering in SAM.gov. We now have a guide to help you with your Entity Validation.

Attention: State and Local Governments registering in SAM.gov Nov 22

Join us for a stakeholder meeting for state and local governments to gain an understanding of the entity validation, Unique Entity ID assignment and the registration process.

Small business joint ventures, WOSBs, and HUBZone small business concerns Nov 22

Have Questions about SAM.gov?


Get a Unique Entity ID

UNIQUE ENTITY ID


- 2-character alphanumeric value
- Assigned, managed, and owned by the federal government
- Considers your organization's legal business name and address

Applicants will also be asked to enter in their Unique Entity Identifier (UEI) upon submitting their RPA. You can register for your UEI at [SAM.gov](https://sam.gov) which we have linked for you in the Additional Resources pdf.


*U.S. General Service Administration*  
<https://sam.gov/content/home>



## Reminder – Important Steps



- 1 • Access FEMA's Grants Portal.
- 2 • Apply for an SBA loan (if applicable)
- 3 • Submit RPA in Grants Portal.
- 4 • Document! Document! Document!

83 

As a reminder, the important steps are:

- Get FEMA's Grants Portal access, if needed.
- Apply for an SBA loan, if applicable
- Submit your RPA.
- And, as always, Document your Efforts.



## Contact Information



**Florida Division of Emergency Management**  
2555 Shumard Oak Blvd.  
Tallahassee, FL 32399-2100  
[www.floridadisaster.org](http://www.floridadisaster.org)

<p><b>Melissa Shirah</b> Recovery Bureau Chief <a href="mailto:Melissa.Shirah@em.myflorida.com">Melissa.Shirah@em.myflorida.com</a> (850) 815-4410</p>	<p><b>Ben Fairbrother</b> Deputy Bureau Chief <a href="mailto:Ben.Fairbrother@em.myflorida.com">Ben.Fairbrother@em.myflorida.com</a> (850) 815-4462</p>	<p><b>Doug Roberts</b> Deputy Bureau Chief <a href="mailto:Douglas.Roberts@em.myflorida.com">Douglas.Roberts@em.myflorida.com</a> (850) 815-4409</p>
<p><b>Kevin Adkison</b> State Public Assistance Officer (SPA0) <a href="mailto:Kevin.Adkison@em.myflorida.com">Kevin.Adkison@em.myflorida.com</a> (850) 815-4456</p>	<p><b>Jose Morales</b> Deputy SPA0 <a href="mailto:Jose.Morales@em.myflorida.com">Jose.Morales@em.myflorida.com</a> (850) 815-4430</p>	<p><b>Ian Ohlin</b> Individual Assistance Officer <a href="mailto:Ian.Ohlin@em.myflorida.com">Ian.Ohlin@em.myflorida.com</a> (850) 815-4488</p>

84 

This is the contact information for our leadership here at the Recovery Bureau.

## Regional Coordinators for Recovery/Mitigation



Elizabeth Caison  
Region 1 Coordinator  
[Elizabeth.Caison@em.myflorida.com](mailto:Elizabeth.Caison@em.myflorida.com)  
(850) 524-0225

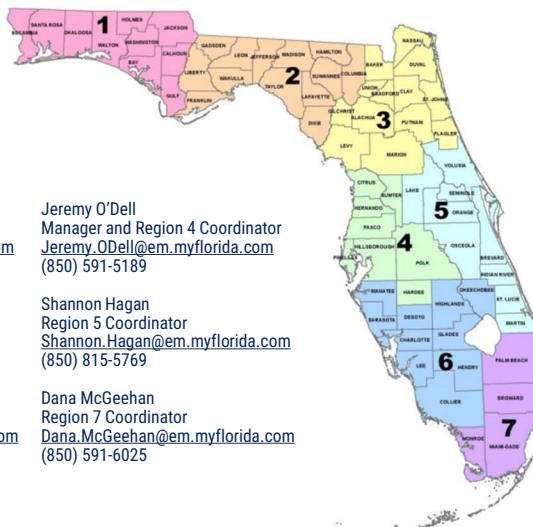
Justin Lazzara  
Region 2 Coordinator  
[Justin.Lazzara@em.myflorida.com](mailto:Justin.Lazzara@em.myflorida.com)  
(850) 567-6959

Joshua Saunders  
Region 3 Coordinator  
[Joshua.Saunders@em.myflorida.com](mailto:Joshua.Saunders@em.myflorida.com)  
(850) 591-3855

Jeremy O'Dell  
Manager and Region 4 Coordinator  
[Jeremy.ODell@em.myflorida.com](mailto:Jeremy.ODell@em.myflorida.com)  
(850) 591-5189

Shannon Hagan  
Region 5 Coordinator  
[Shannon.Hagan@em.myflorida.com](mailto:Shannon.Hagan@em.myflorida.com)  
(850) 815-5769

Dana McGeehan  
Region 7 Coordinator  
[Dana.McGeehan@em.myflorida.com](mailto:Dana.McGeehan@em.myflorida.com)  
(850) 591-6025



This is the contact information for our Regional Coordinators who specialize in recovery and mitigation. They are located all over the state and are available to meet your needs.





We hope you've enjoyed this briefing, if you'd like to recommend this presentation to others, or want to check in for future updates, please see the updated schedule posted in FloridaPA, WebEOC or FloridaDisaster.org.

Thank you for posting your questions in the chat. Please send any other questions to FDEM-Recovery-Questions@em.myflorida.com or reach out to your Regional Coordinators. A copy of this presentation and the recording is uploaded in Florida PA and linked for you in the chat. Additional resources mentioned throughout this presentation have been compiled for you in the pdf: [Hurricane Ian \(DR-4673\) State Applicant Briefing Additional Resources](#) which is also uploaded to Florida PA and linked for you in the chat. You can also find these links in the presentation itself should you choose to download it.

This concludes our Applicant Briefing for Hurricane Ian for our Private Nonprofits. We will leave the webinar open for 5 more minutes for any questions you'd like to include in the chat. Thank you for attending.

<https://floridapa.org/site/palinfo.cfm>

<https://floridadisaster.webeocasp.com/floridadisaster/default.aspx>

<https://www.floridadisaster.org/>